



Missouri


Affton - Type L-1 HS



Albany - Type 712




Appleton City - Type 518

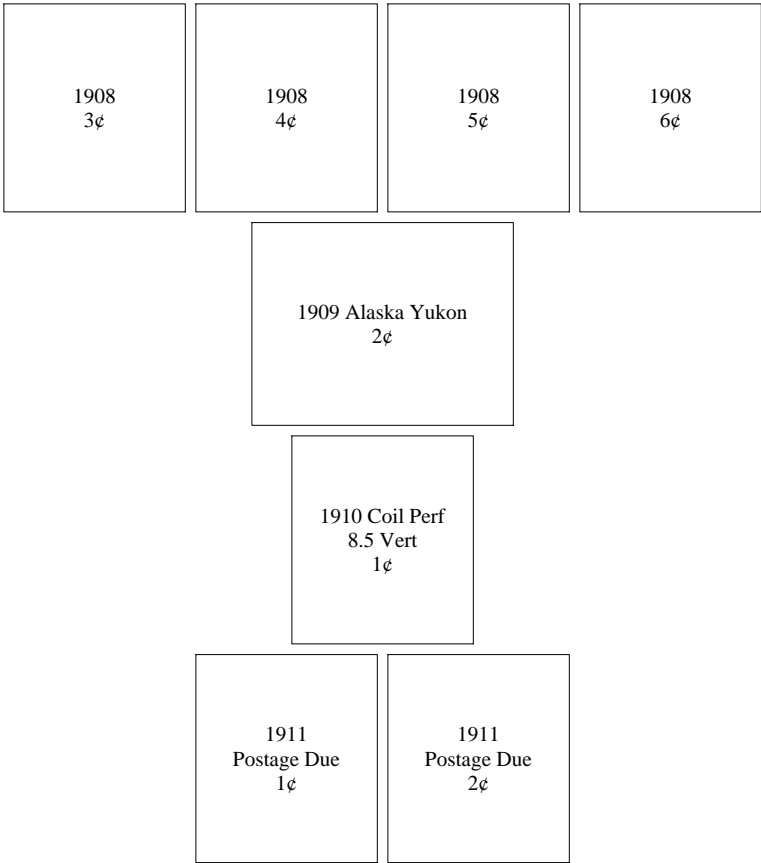


Missouri

Asbury - Type 716.5



Aurora - Type L-1 HS



Missouri

Aurora - Type L-1 HS

1912 1¢	1912 2¢	1912 8¢	1912 10¢	
1912 Coil Perf 8.5 Vert 2¢				
1913 Panama Pacific 1¢	1913 Panama Pacific 2¢	1913 Panama Pacific 5¢	1913 Panama Pacific 10¢ orange	
1913 Parcel Post 1¢	1913 Parcel Post 2¢	1913 Parcel Post 4¢	1913 Parcel Post 5¢	
1913 Parcel Post 10¢	1913 Parcel Post 15¢	1913 Parcel Post 20¢	1913 Parcel Post 25¢	
1914 1¢	1914 2¢	1914 4¢	1914 12¢	1914 15¢

Missouri

Aurora - Type L-1 HS

1915 Panama Pacific
1¢

1917
1¢

1917
2¢

1917
3¢

1917
5¢ rose error Scott 505

1917
7¢

1917
9¢

1917
10¢

1917
15¢

1918 Offset
3¢

Aurora - Type L-2 HS

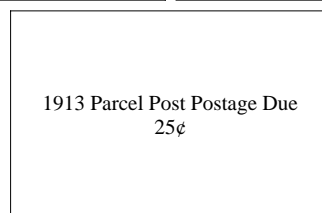
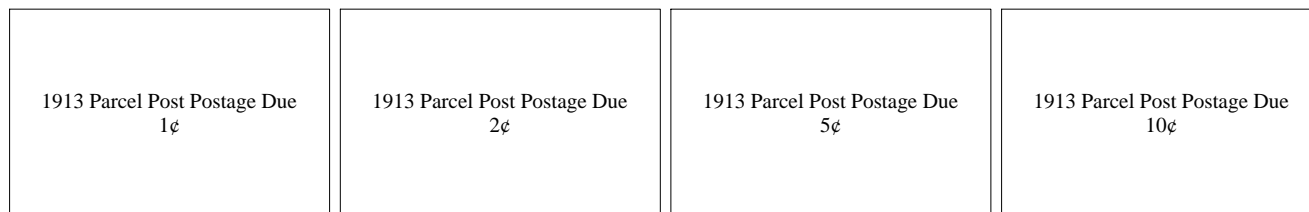




1908
4¢

1908
5¢

1908
6¢


Missouri

Aurora - Type L-2 HS

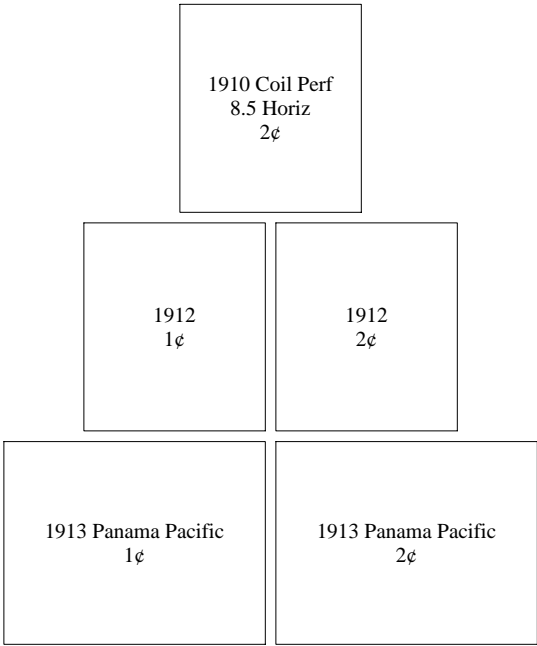


Missouri

Aurora - Type L-2 HS

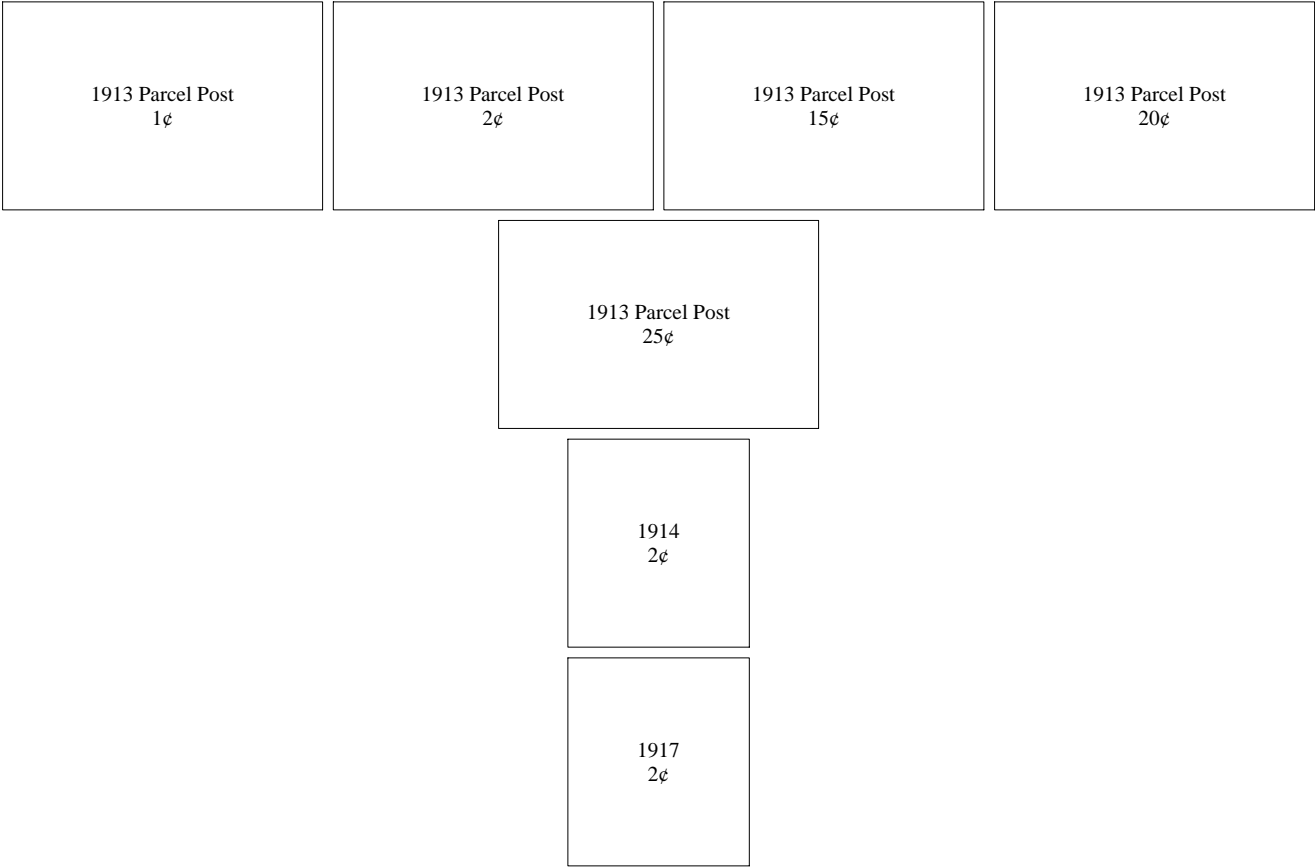


Aurora - Type L-3 HS

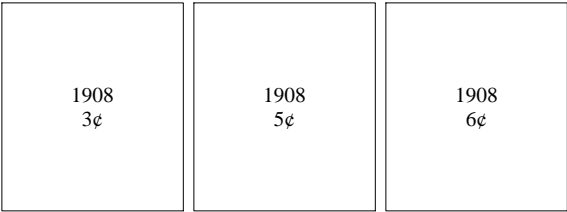


Missouri

Aurora - Type L-3 HS



Aurora - Type L-4 TS



Missouri

Aurora - Type L-4 TS


1912 7¢	1912 8¢	1912 9¢	1912 10¢	1912 15¢
	1914 1¢	1914 2¢	1914 12¢	

Berger - Type 701

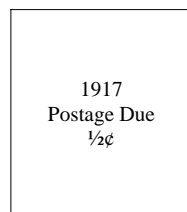

1917 Postage Due ½¢

Missouri

Blue Springs - Type 713



Blythedale - Type 704



Missouri

Bonne Terre - Type 462

1914
4c

1914
6¢

1917
1¢

1917
2¢

1917
3¢

1917
4c

1917
5¢

1917
6¢

1917
7¢

1917
8¢

1917
9¢

1917
10¢

1917
11¢

1917
12¢

1917
15¢

1917
20¢

1917
30¢

1917
50¢

1918 Air Post
6¢

1918 Air Post
16¢

1918 Air Post
24¢

1918 Offset
2¢

1918 Offset
3¢

Missouri

Bonne Terre - Type 462

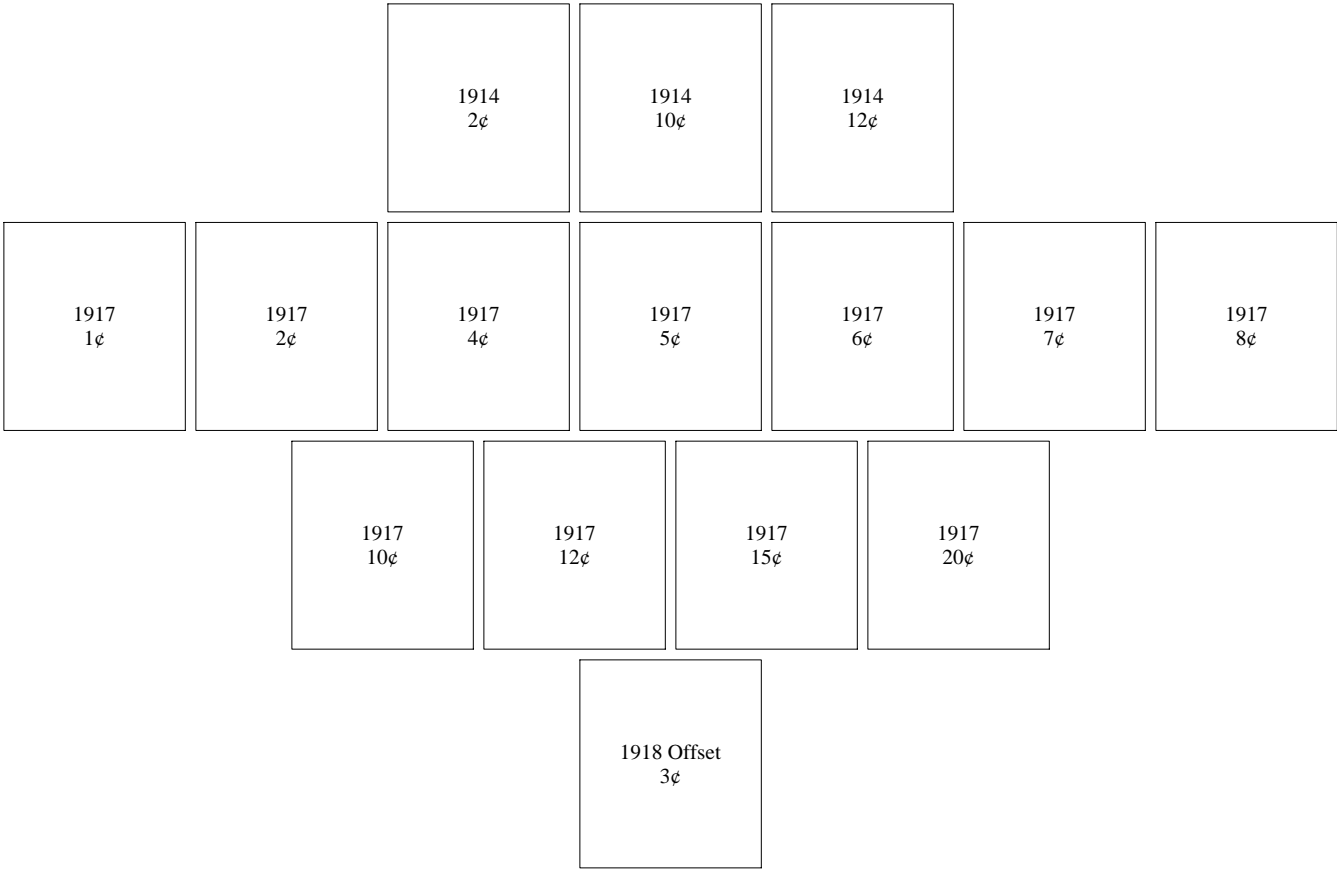
<div>1919 Victory 3¢</div>		
<div>1920 Pilgrim 1¢</div>	<div>1920 Pilgrim 2¢</div>	<div>1920 Pilgrim 5¢</div>

Bonne Terre - Type 553


<div>1917 3¢</div>	<div>1917 5¢</div>	<div>1917 8¢</div>	<div>1917 9¢</div>	<div>1917 12¢</div>	<div>1917 15¢</div>
------------------------	------------------------	------------------------	------------------------	-------------------------	-------------------------

Missouri

Bourbon - Type 461




Braymer - Type 703




Missouri

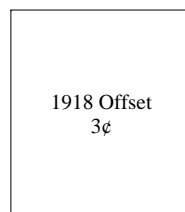
Bucklin - Type 703



Burlington Junction - Type 725



Butler - Type 455




Missouri

California - Type 549





Cameron - Type 703(4)




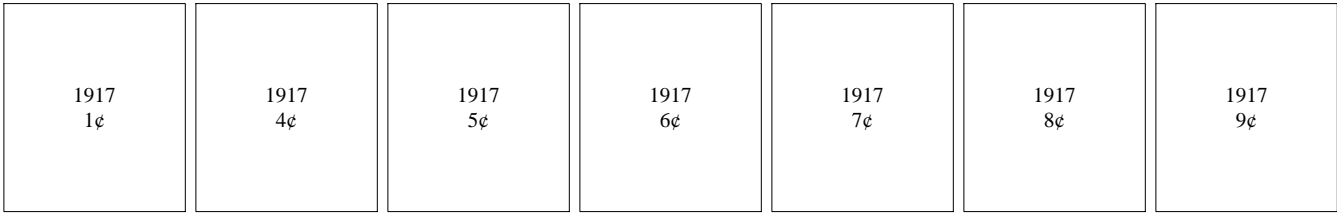


Missouri

Canton - Type 461



Cape Girardeau - Type 535



Missouri

Cape Girardeau - Type 535

1918 Offset
3¢

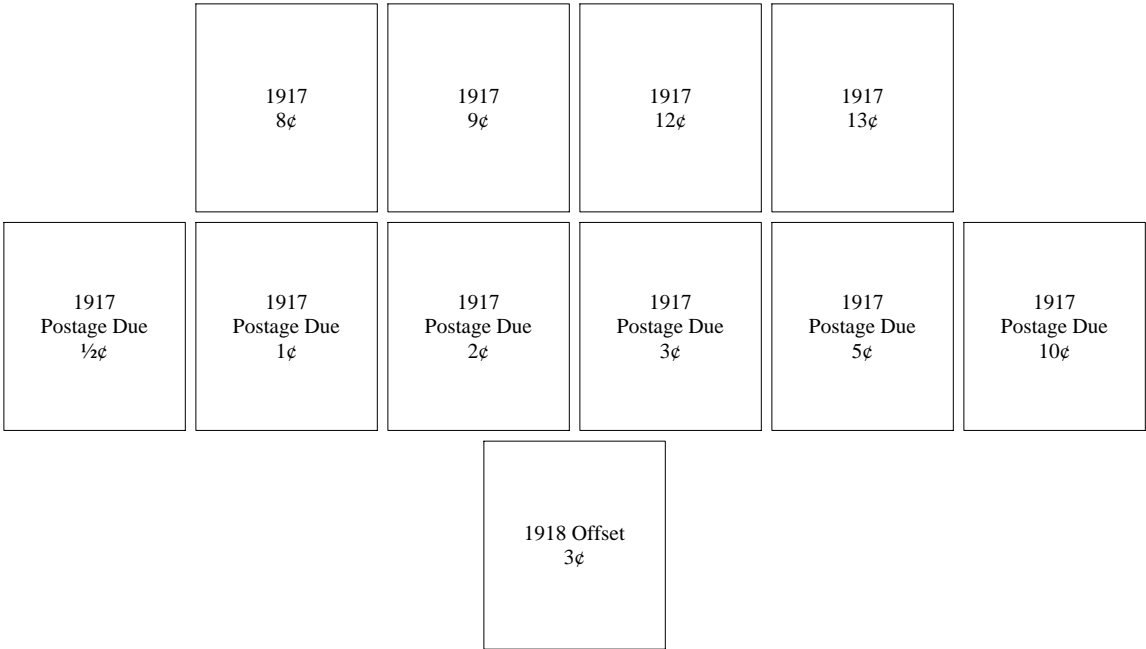
1921 pf 10x10
Rotary
1¢

Carrollton - Type 704

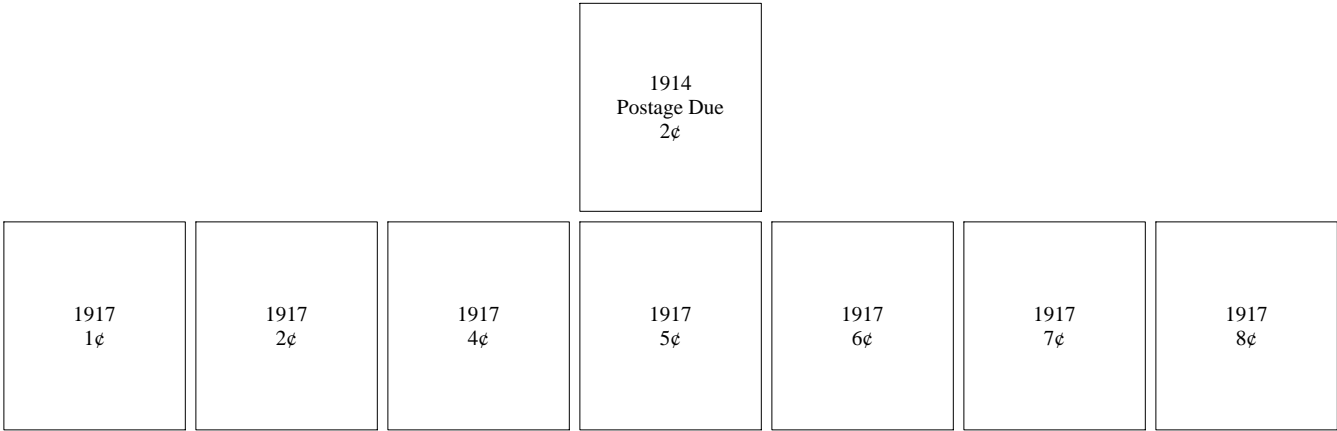
1917
Postage Due
 $\frac{1}{2}$ ¢

Missouri

Carthage - Type 225



Carthage - Type 457



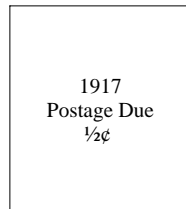
Missouri

Carthage - Type 457

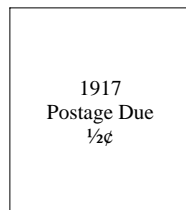
1917 9¢	1917 10¢	1917 11¢	1917 12¢	1917 13¢	1917 15¢	1917 20¢
		1917 30¢	1917 50¢			
		1917 Postage Due 2¢	1917 Postage Due 3¢			
		1918 Offset 2¢	1918 Offset 3¢			
			1921 pf 10x10 Rotary 1¢			

Missouri

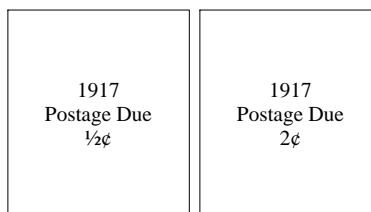
Cassville - Type 457



Cassville - Type 719

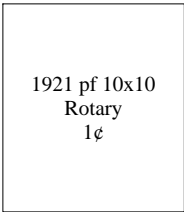


Chaffee - Type 455

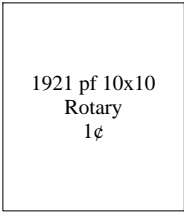



Missouri

Chillicothe - Type 461 (c15 WC)




Chillicothe - Type 512

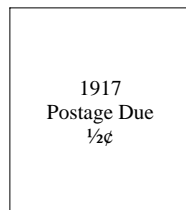


Missouri


Chillicothe - Type 577



Clark - Type 716



Clarksburg - Type 704



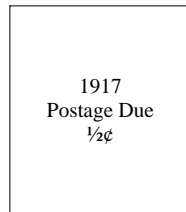
Missouri

Clinton - Type 526



1917 1¢	1917 2¢	1917 3¢	1917 4¢	1917 5¢	1917 6¢	1917 7¢
1917 8¢	1917 9¢	1917 10¢	1917 11¢	1917 12¢	1917 15¢	1917 20¢
1917 30¢		1917 50¢				
		1918 Offset 3¢				
		1921 pf 10x10 Rotary 1¢				

Missouri

Clinton - Type 703



Clyde - Type 453



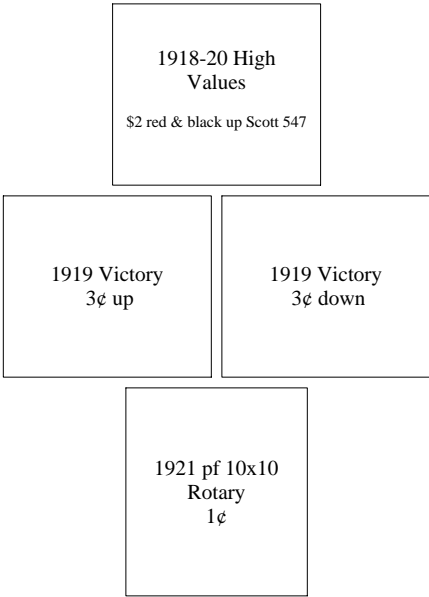
Missouri

Columbia - Type 222


1917 1¢	1917 2¢	1917 3¢	1917 4¢	1917 4¢ inverted	1917 5¢	1917 6¢
1917 7¢	1917 8¢	1917 9¢	1917 10¢	1917 11¢	1917 11¢ double	1917 12¢
	1917 13¢	1917 15¢	1917 20¢	1917 30¢	1917 50¢	
		1917 Documentary Revenue 1¢ down	1917 Documentary Revenue 2¢ up	1917 Documentary Revenue 2¢ down		
1917 Postage Due 1¢	1917 Postage Due 2¢	1917 Postage Due 2¢ inverted	1917 Postage Due 2¢ double	1917 Postage Due 3¢	1917 Postage Due 5¢	
		1918 Offset 2¢	1918 Offset 3¢			

Missouri

Columbia - Type 222

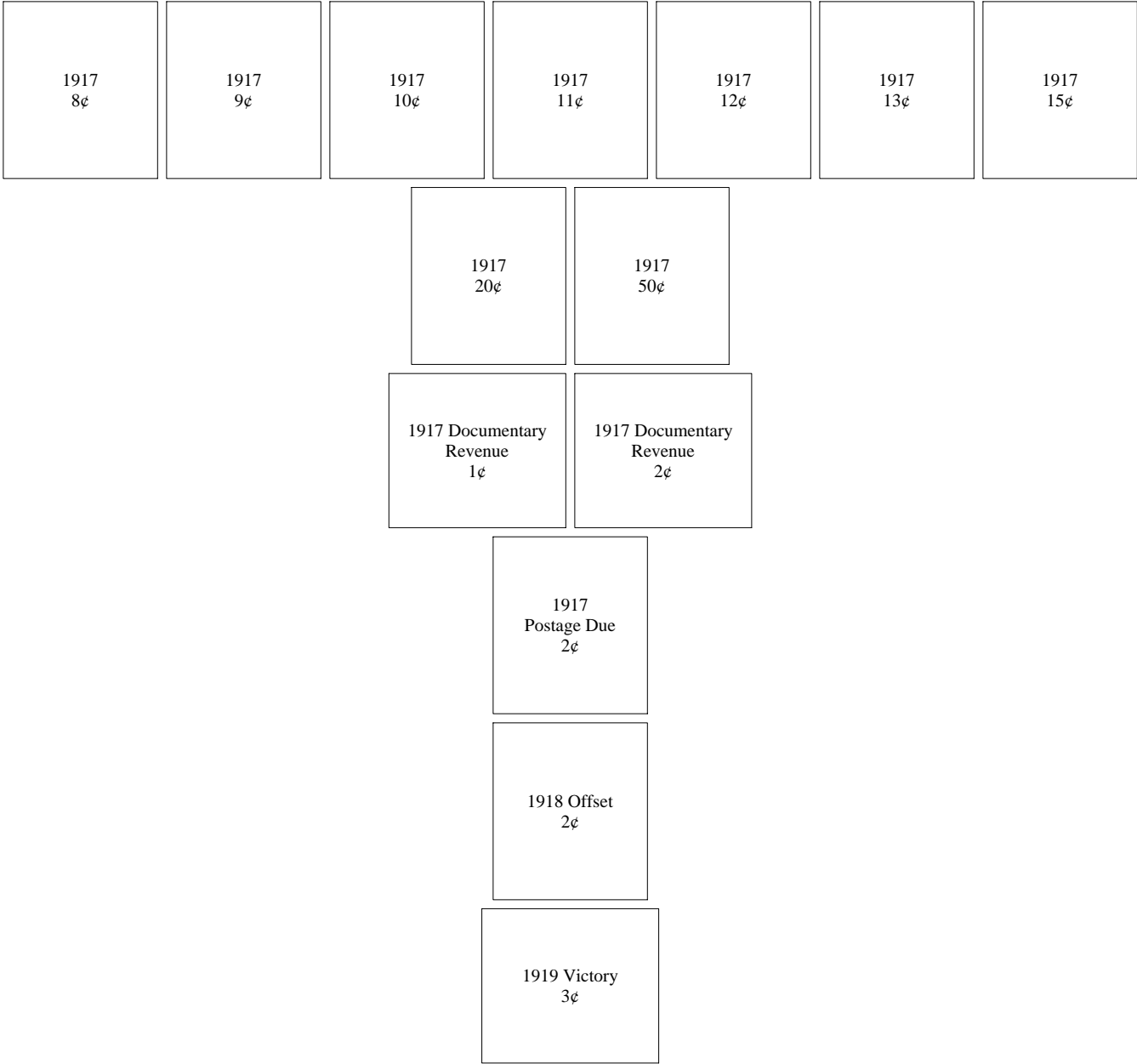


Columbia - Type 549



Missouri

Columbia - Type 549



Missouri

Columbia - Type 549

1920 Pilgrim
1¢

Denver - Type 716


1917
Postage Due
½¢

Eagleville - Type 721


1917
Postage Due
½¢

Missouri


Edgerton - Type 632



Ethel - Type 701



Excelsior Springs - Type 464



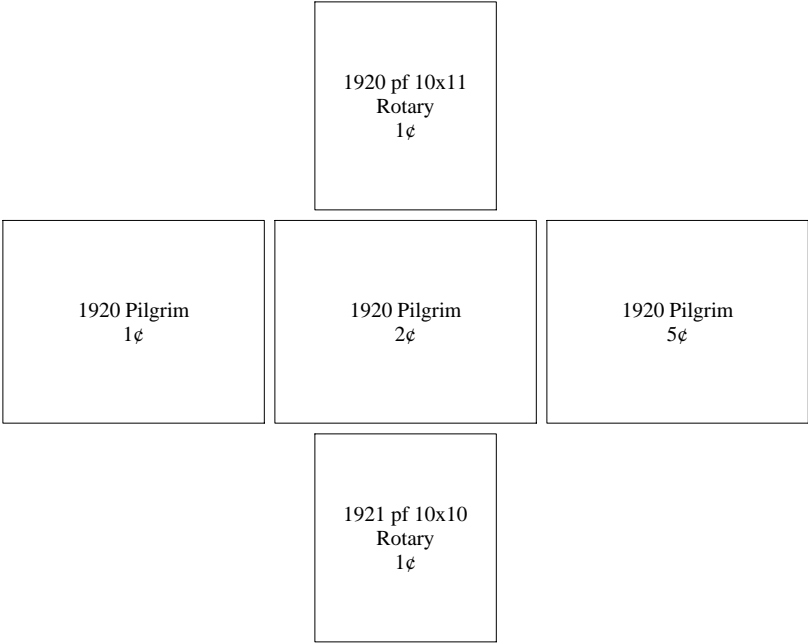
Missouri

Excelsior Springs - Type 464


1917 1¢	1917 2¢	1917 3¢	1917 4¢	1917 5¢	1917 6¢	1917 7¢
1917 8¢	1917 9¢	1917 10¢	1917 11¢	1917 12¢	1917 13¢	1917 15¢
		1917 20¢	1917 30¢	1917 50¢		
			1918 Air Post 6¢			
		1918 Offset 2¢	1918 Offset 3¢			
			1919 Victory 3¢			

Missouri

Excelsior Springs - Type 464



Excelsior Springs - Type 580



Missouri

Excelsior Springs - Type 580

1918 Air Post
6¢

1918 Offset
3¢


Excelsior Springs - Type 705

1917
Postage Due
1¢

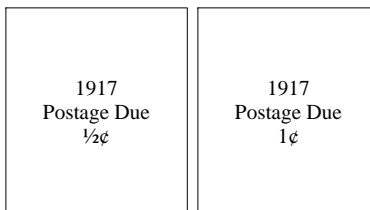
1917
Postage Due
3¢

Missouri

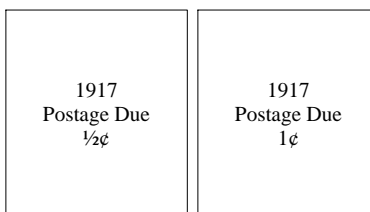
Fairport - Type 712



Fillmore - Type 703




Forest City - Type 704




Missouri

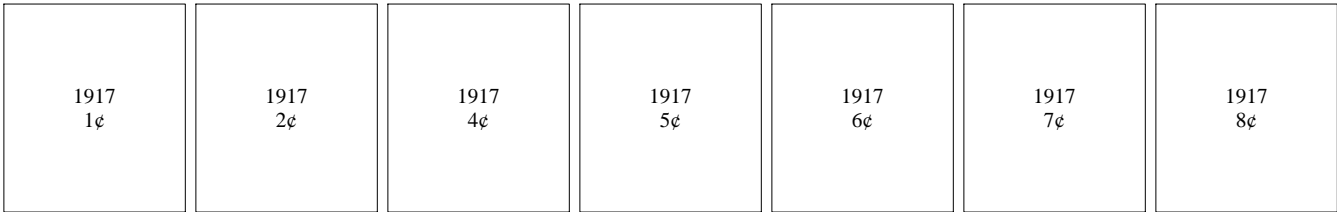
Fortuna - Type 703



Freeman - Type 712

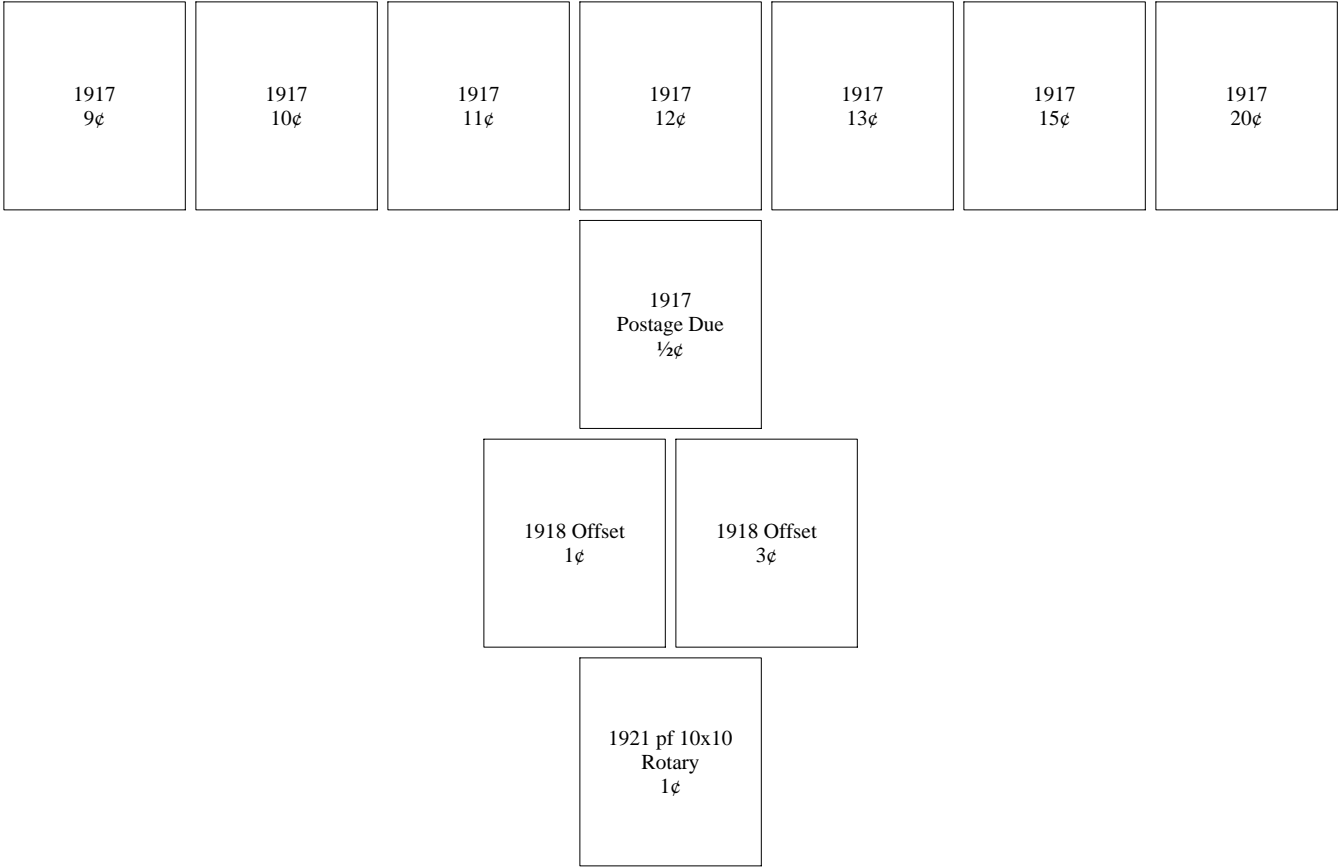


Fulton - Type 455




Missouri

Fulton - Type 455

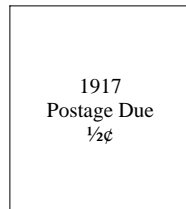


Gallatin - Type 703

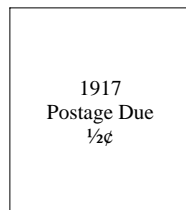


Missouri

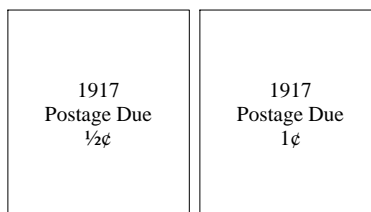
Golden City - Type 704



Granby - Type 716




Grandview - Type 704




Missouri


Grant City - Type 471



Green City - Type 704



Greenfield - Type 704



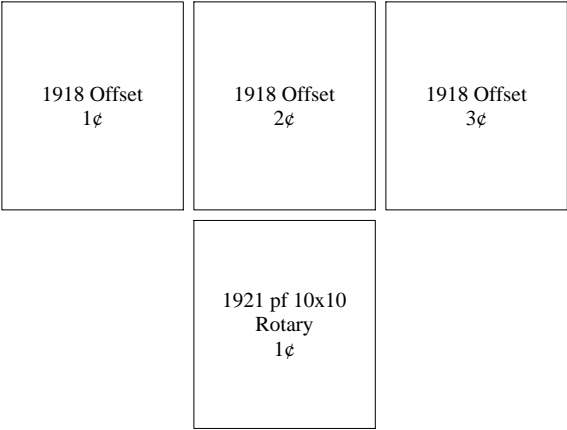
Missouri

Hannibal - Type 457

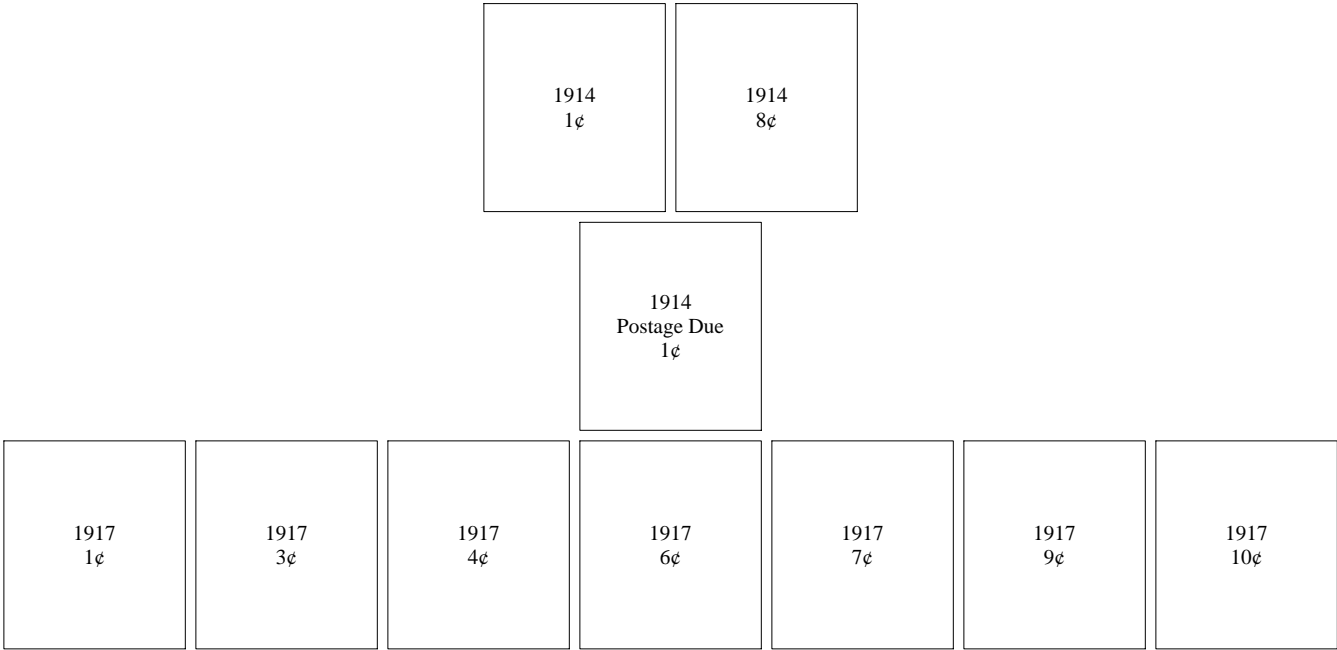
<div>1914 1¢</div>						
<div>1917 1¢</div>	<div>1917 2¢</div>	<div>1917 3¢</div>	<div>1917 4¢</div>	<div>1917 5¢</div>	<div>1917 6¢</div>	<div>1917 7¢</div>
<div>1917 8¢</div>	<div>1917 9¢</div>	<div>1917 10¢</div>	<div>1917 11¢</div>	<div>1917 12¢</div>	<div>1917 15¢</div>	<div>1917 20¢</div>
<div>1917 30¢</div> <div>1917 50¢</div> <div>1917 Documentary Revenue 1¢</div> <div>1917 Documentary Revenue 2¢</div> <div>1917 Postage Due 1¢</div> <div>1917 Postage Due 2¢</div>						

Missouri

Hannibal - Type 457

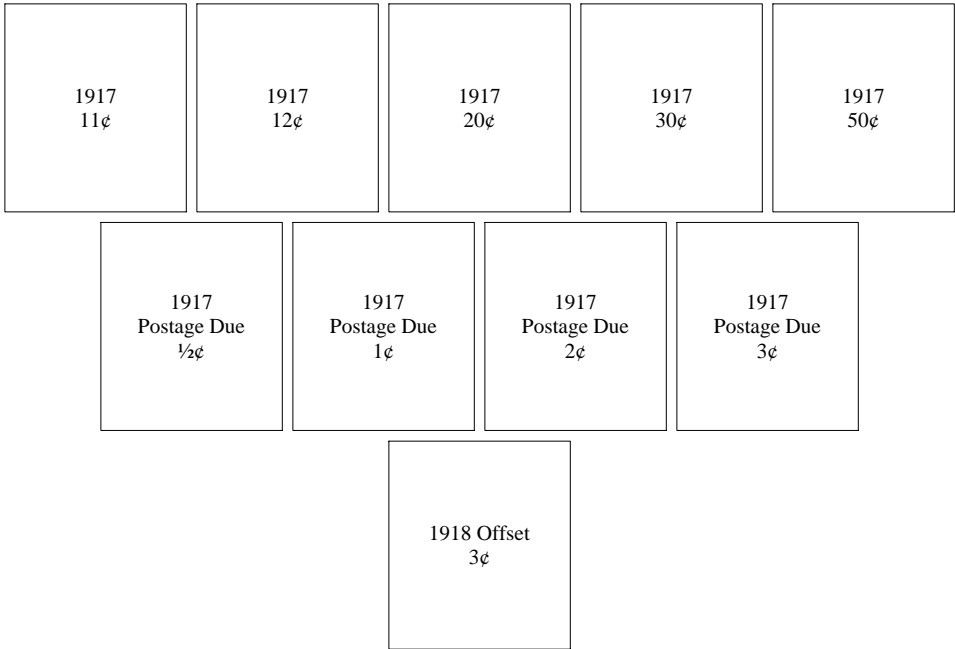


Hannibal - Type 549

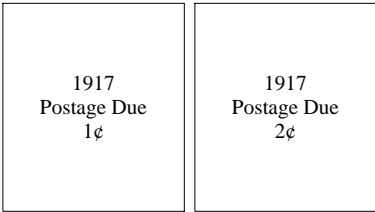


Missouri

Hannibal - Type 549




Hannibal - Type 573




Missouri


Hannibal - Type 703



Harris - Type 701



Harrisonville - Type 486



Missouri

Herculaneum - Type 553

1914
1¢

1921 pf 10x10
Rotary
1¢

Higbee - Type 701

1917
Postage Due
½¢

Missouri

Higginsville - Type 458

1917 4¢	1917 6¢	1917 8¢	1917 9¢	1917 20¢	1917 50¢
------------	------------	------------	------------	-------------	-------------

Holden - Type 455

		1912 1¢	1912 2¢	1912 15¢		
1914 1¢	1914 4¢	1914 5¢	1914 6¢	1914 7¢	1914 8¢	1914 9¢
		1914 10¢	1914 12¢	1914 15¢		
1917 1¢	1917 2¢	1917 4¢	1917 5¢	1917 6¢	1917 8¢	1917 10¢

Missouri

Holden - Type 455

1917 12¢	1917 20¢
1917 Documentary Revenue 1¢	1917 Documentary Revenue 2¢
1918 Offset 3¢	

Holden - Type 526

1917 1¢	1917 2¢	1917 3¢	1917 4¢	1917 5¢	1917 6¢	1917 7¢
1917 8¢	1917 9¢	1917 10¢	1917 11¢	1917 13¢	1917 15¢	1917 20¢

Missouri

Holden - Type 526

1918 Offset
3¢

1921 pf 10x10
Rotary
1¢

Independence - Type 247

1917
Postage Due
½¢

1917
Postage Due
1¢

1917
Postage Due
2¢

1917
Postage Due
5¢

Missouri

Independence - Type 505

1914
1¢

1914 Coil Flat Perf
10 Vert
1¢

1914 Coil Flat Perf
10 Vert
2¢

1916 Coil Perf
10 Vert
1¢

1916 Coil Perf
10 Vert
3¢

1917
1¢

1917
2¢

1917
3¢

1917
4¢

1917
5¢

1917
6¢

1917
7¢

1917
8¢

1917
9¢

1917
10¢

1917
11¢

1917
12¢

1917
13¢

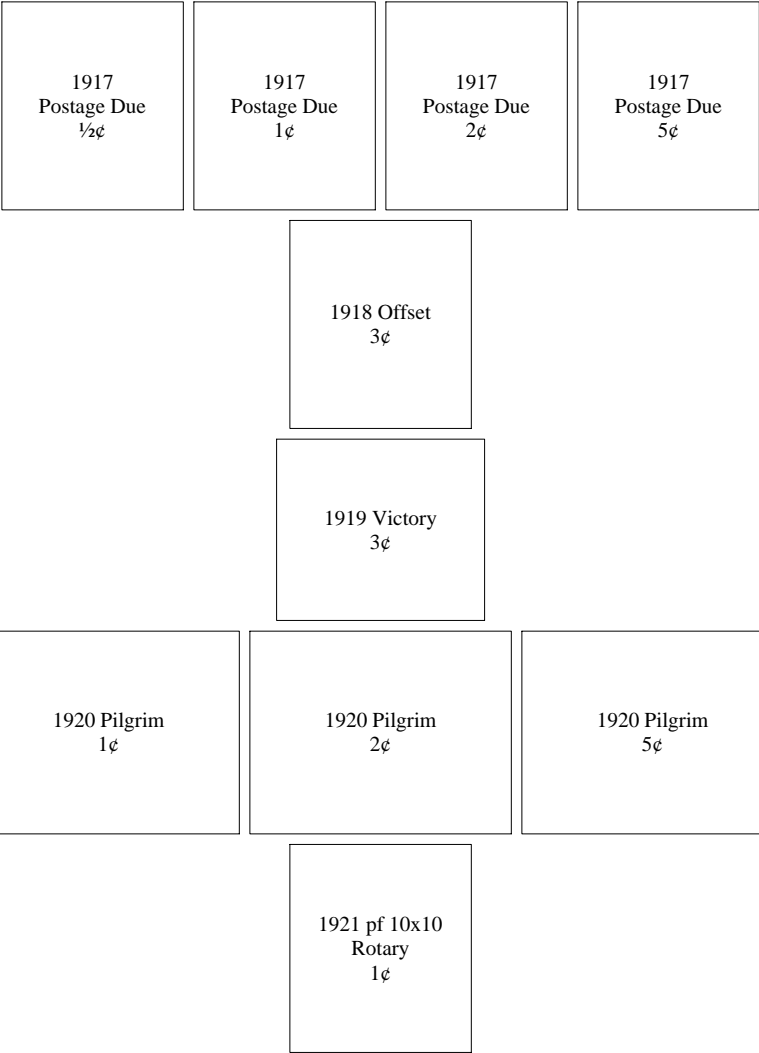
1917
15¢

1917
30¢

1917
50¢


Missouri

Independence - Type 505




Missouri

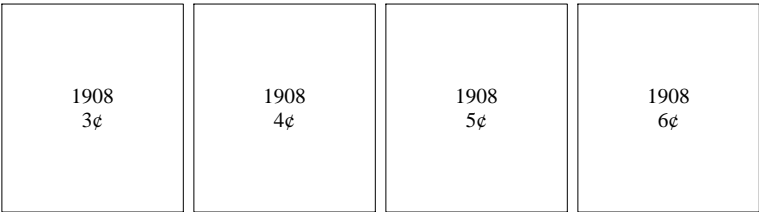
Jamesport - Type 704



Jasper - Type 701



Jefferson City - Type 207



Missouri

Jefferson City - Type 207

1912 1¢	1912 2¢	1912 7¢	1912 8¢	1912 8¢ inverted	1912 9¢	1912 10¢
			1912 12¢			
1914 1¢	1914 2¢	1914 3¢	1914 4¢	1914 5¢	1914 6¢	1914 7¢
	1914 8¢	1914 9¢	1914 10¢	1914 11¢	1914 12¢	1914 15¢
1917 1¢	1917 1¢ inverted	1917 1¢ double	1917 2¢	1917 2¢ inverted	1917 3¢	1917 4¢
1917 4¢ inverted	1917 5¢	1917 5¢ inverted	1917 6¢	1917 6¢ inverted	1917 <small>6¢ Scott 506a perf 10 at top or bottom</small>	1917 7¢

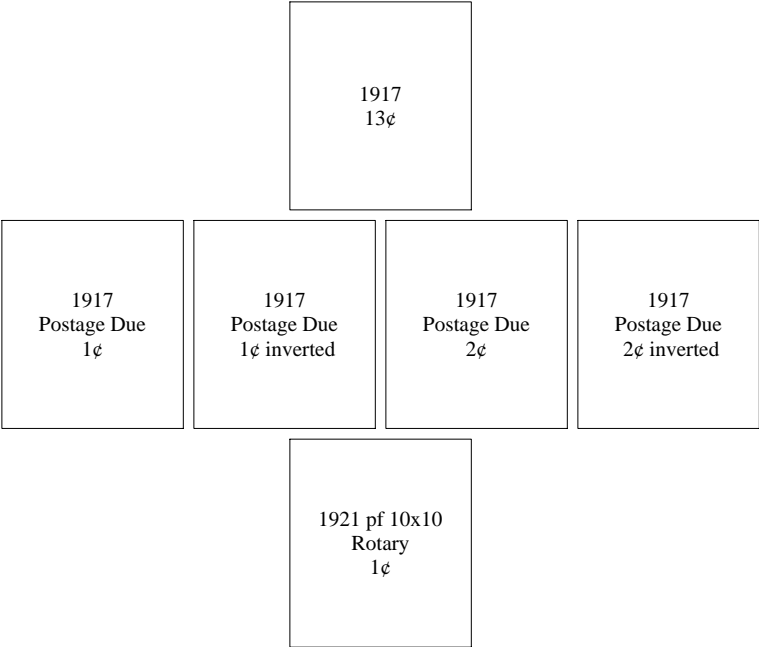
Missouri

Jefferson City - Type 207

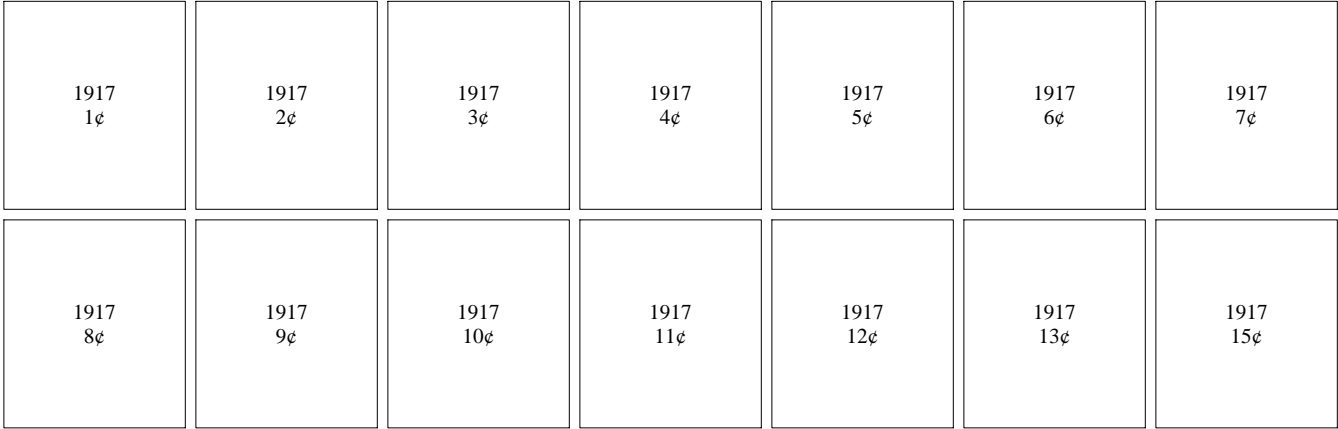
1917 8¢	1917 9¢	1917 10¢	1917 12¢	1917 15¢	1917 20¢	1917 30¢
		1917 50¢	1917 \$1	1917 \$1 inverted		
1917 Postage Due ½¢	1917 Postage Due 1¢	1917 Postage Due 2¢	1917 Postage Due 2¢ inverted	1917 Postage Due 5¢	1917 Postage Due 10¢	1917 Postage Due 10¢ inverted
		1918 Offset 2¢	1918 Offset 2¢ double	1918 Offset 3¢		
			1920 pf 10x11 Rotary 1¢			
			1921 pf 10x10 Rotary 1¢			

Missouri

Joplin - Type 225

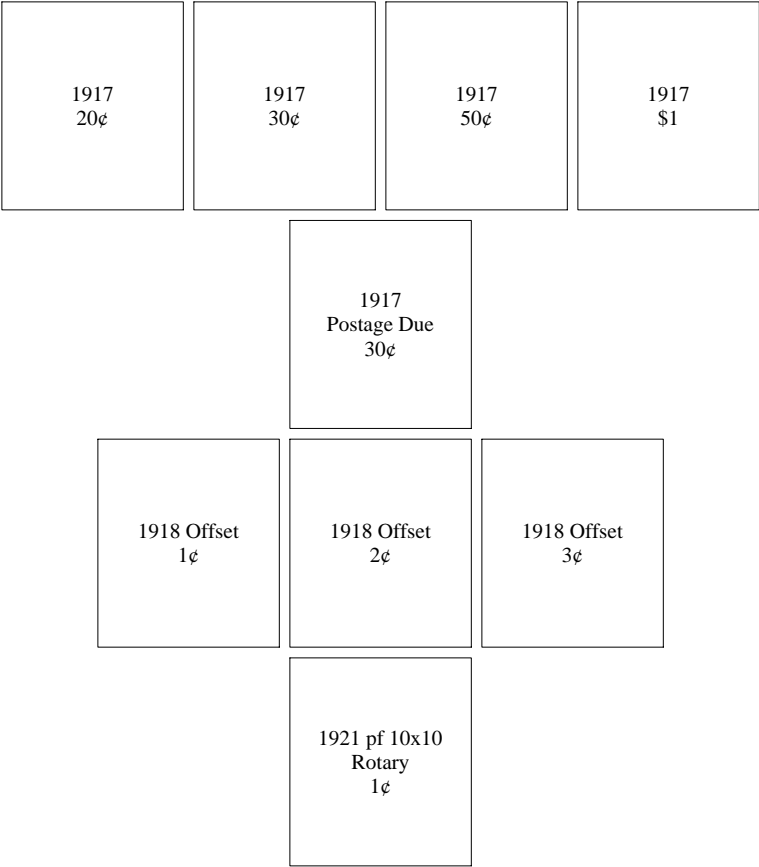


Joplin - Type 522




Missouri

Joplin - Type 522



Joplin - Type 548NC



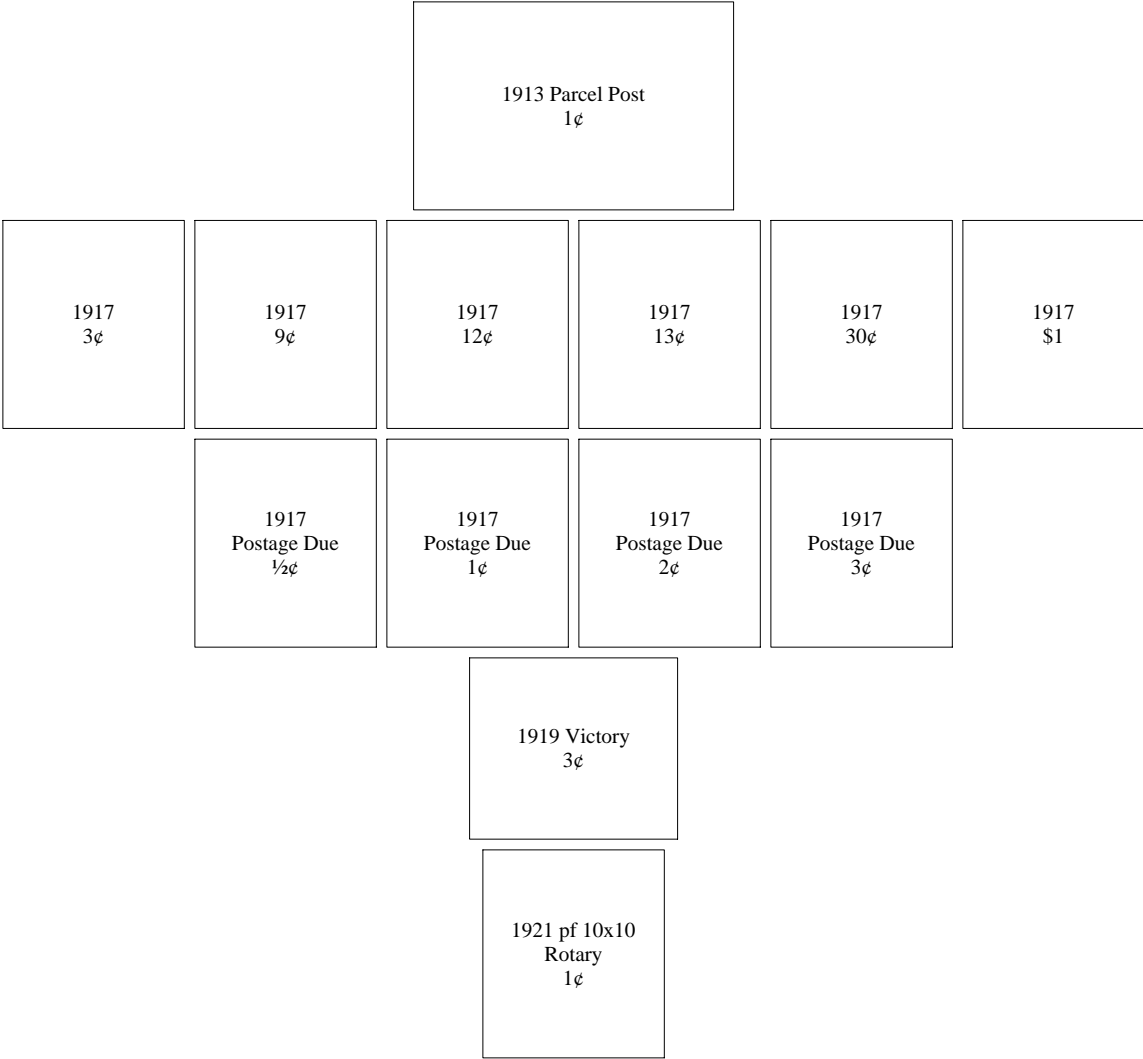
Missouri

Joplin - Type 548NC

1917 9¢	1917 10¢	1917 11¢	1917 12¢	1917 <small>12¢ Scott 512b perf 10 at top or bottom</small>	1917 13¢	1917 15¢
		1917 20¢	1917 30¢	1917 50¢		
		1917 Postage Due 1¢	1917 Postage Due 2¢	1917 Postage Due 5¢		
			1918 Offset 1¢			
			1921 pf 10x10 Rotary 1¢			

Missouri

Joplin - Type 548WC



Missouri

Joplin - Type 556

1917
13¢

1917
Postage Due
1¢

1917
Postage Due
2¢

Joplin - Type 701

1917
Postage Due
 $\frac{1}{2}$ ¢

1917
Postage Due
30¢

Missouri

Kansas City - Type 141

1916 Coil Perf
10 Horiz
1¢

1916 Coil Perf
10 Horiz
1¢ inverted

1916 Coil Perf
10 Vert
1¢ up

1916 Coil Perf
10 Vert
1¢ down

1916 Coil Perf
10 Vert
1¢ double up

1916 Coil Perf
10 Vert
1¢ double down

1916 Coil Perf
10 Vert
1¢ double (UD)

1916 Coil Perf
10 Vert
1¢ double down with 163

1916 Coil Perf
10 Vert
2¢ up

1916 Coil Perf
10 Vert
2¢ down

1916 Coil Perf
10 Vert
2¢ double down

1916 Coil Perf
10 Vert
2¢ double (UD)

1916 Coil Perf
10 Vert
3¢ down

1916 Coil Perf
10 Vert
4¢ down

1916 Coil Perf
10 Vert
5¢ up

1916 Coil Perf
10 Vert
5¢ down

1916 Coil Perf
10 Vert
5¢ double (down with 163 up)

1916 Coil Perf
10 Vert
10¢ down

Kansas City - Type 163

1916 Coil Perf
10 Horiz
1¢

1916 Coil Perf
10 Horiz
1¢ inverted

1916 Coil Perf
10 Horiz
1¢ double

1916 Coil Perf
10 Horiz
1¢ double invert

1916 Coil Perf
10 Horiz
1¢ double (NI)

1916 Coil Perf
10 Horiz
2¢

Missouri

Kansas City - Type 163

1916 Coil Perf 10 Vert 1¢ up	1916 Coil Perf 10 Vert 1¢ down	1916 Coil Perf 10 Vert 1¢ double down	1916 Coil Perf 10 Vert 2¢ down	1916 Coil Perf 10 Vert 3¢ down	1916 Coil Perf 10 Vert 4¢ up	1916 Coil Perf 10 Vert 4¢ down
1916 Coil Perf 10 Vert 4¢ double up	1916 Coil Perf 10 Vert 4¢ double down	1916 Coil Perf 10 Vert 5¢ up	1916 Coil Perf 10 Vert 5¢ down	1916 Coil Perf 10 Vert 5¢ double (UD)	1916 Coil Perf 10 Vert 10¢ down	1916 Coil Perf 10 Vert 10¢ double (UD)

Kansas City - Type 205NP

1908 3¢	1908 4¢	1908 4¢ inverted	1908 5¢	1908 6¢	1908 15¢	
	1911 Postage Due 10¢	1911 Postage Due 10¢ inverted	1911 Postage Due 10¢ double	1911 Postage Due 50¢		
1912 1¢	1912 1¢ inverted	1912 2¢	1912 7¢	1912 8¢	1912 9¢	1912 10¢

Missouri

Kansas City - Type 205NP

1912 12¢	1912 12¢ double	1912 15¢	1912 15¢ inverted	1912 20¢	1912 50¢
-------------	--------------------	-------------	----------------------	-------------	-------------

1913 Parcel Post 15¢

1913 Parcel Post Postage Due 25¢ inverted
--

1914 1¢	1914 1¢ inverted	1914 1¢ double	1914 1¢ double invert	1914 2¢	1914 2¢ inverted	1914 2¢ double
1914 2¢ double invert	1914 3¢	1914 3¢ inverted	1914 3¢ double	1914 3¢ double invert	1914 4¢	1914 4¢ inverted
1914 4¢ double	1914 5¢	1914 5¢ inverted	1914 5¢ double	1914 5¢ double invert	1914 6¢	1914 6¢ inverted

Missouri

Kansas City - Type 205NP

1914 6¢ double	1914 6¢ double invert	1914 7¢	1914 7¢ inverted	1914 7¢ double	1914 8¢	1914 8¢ inverted
1914 8¢ double	1914 9¢	1914 9¢ inverted	1914 9¢ double	1914 10¢	1914 10¢ inverted	1914 10¢ double
1914 11¢	1914 11¢ double	1914 12¢	1914 12¢ inverted	1914 12¢ double	1914 15¢	1914 15¢ inverted
1914 15¢ double	1914 15¢ double (NI)	1914 20¢	1914 20¢ inverted	1914 20¢ double	1914 30¢	1914 50¢
1914 Postage Due 1¢	1914 Postage Due 2¢	1914 Postage Due 2¢ inverted	1914 Postage Due 2¢ double	1914 Postage Due 2¢ triple	1914 Postage Due 2¢ double invert	1914 Postage Due 5¢
	1914 Postage Due 5¢ inverted	1914 Postage Due 5¢ double	1914 Postage Due 5¢ double invert	1914 Postage Due 10¢	1914 Postage Due 10¢ double	

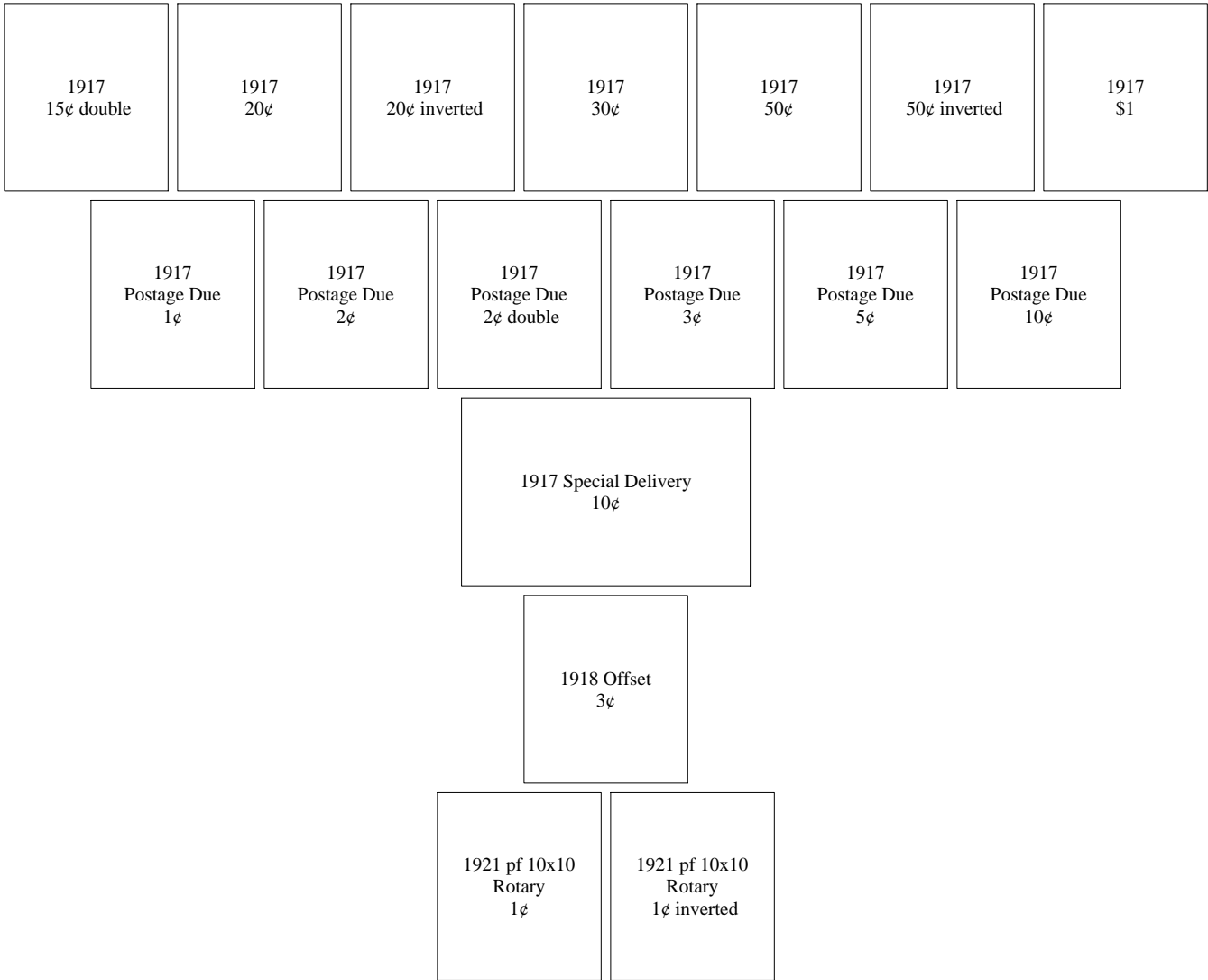
Missouri

Kansas City - Type 205NP

1917 1¢	1917 1¢ inverted	1917 1¢ double	1917 1¢ triple	1917 1¢ double invert	1917 2¢	1917 2¢ inverted
1917 2¢ double	1917 3¢	1917 3¢ inverted	1917 3¢ double	1917 3¢ double invert	1917 4¢	1917 4¢ inverted
1917 4¢ double	1917 5¢	1917 5¢ inverted	1917 5¢ double	1917 6¢	1917 6¢ inverted	1917 6¢ double
1917 6¢ triple	1917 6¢ double (NI)	1917 7¢	1917 7¢ inverted	1917 7¢ double	1917 8¢	1917 8¢ inverted
1917 8¢ double	1917 9¢	1917 9¢ inverted	1917 10¢	1917 10¢ inverted	1917 10¢ double	1917 11¢
1917 11¢ inverted	1917 12¢	1917 12¢ inverted	1917 12¢ double	1917 13¢	1917 15¢	1917 15¢ inverted

Missouri

Kansas City - Type 205NP



Missouri

Kansas City - Type 205WP

1908 3¢						
1912 7¢		1912 10¢		1912 12¢		1912 20¢
1913 Parcel Post Postage Due 25¢			1913 Parcel Post Postage Due 25¢ inverted		1913 Parcel Post Postage Due 25¢ double	
1914 1¢	1914 1¢ inverted	1914 1¢ double	1914 1¢ double invert	1914 2¢	1914 2¢ double	1914 3¢
1914 3¢ inverted	1914 3¢ double	1914 3¢ triple	1914 3¢ double invert	1914 4¢	1914 4¢ inverted	1914 4¢ double
1914 4¢ triple	1914 4¢ double (NI)	1914 5¢	1914 5¢ inverted	1914 5¢ double	1914 6¢	1914 6¢ inverted

Missouri

Kansas City - Type 205WP

1914 6¢ double	1914 6¢ double invert	1914 7¢	1914 7¢ double	1914 8¢	1914 8¢ inverted	1914 8¢ double
1914 9¢	1914 9¢ inverted	1914 9¢ double	1914 10¢	1914 10¢ double	1914 11¢	1914 11¢ double
1914 12¢	1914 12¢ double	1914 15¢	1914 15¢ inverted	1914 15¢ double	1914 20¢	1914 20¢ double
1914 30¢						
1914 Postage Due 1¢	1914 Postage Due 1¢ inverted	1914 Postage Due 2¢	1914 Postage Due 2¢ inverted	1914 Postage Due 2¢ double	1914 Postage Due 2¢ triple	1914 Postage Due 5¢
1914 Postage Due 5¢ inverted						
1914 Postage Due 5¢ double invert						
1914 Postage Due 10¢						
1914 Postage Due 10¢ double						

Missouri

Kansas City - Type 205WP

1917 1¢	1917 1¢ inverted	1917 1¢ double	1917 1¢ double invert	1917 1¢ double (NI)	1917 1¢ double (NU)	1917 1¢ double (NdiagU)
1917 1¢ double (NdiagD)	1917 2¢	1917 2¢ inverted	1917 2¢ double	1917 2¢ double invert	1917 2¢ double (NI)	1917 2¢ double (NU)
1917 3¢	1917 3¢ inverted	1917 3¢ double	1917 3¢ double invert	1917 4¢	1917 4¢ inverted	1917 4¢ double
1917 4¢ triple	1917 4¢ double invert	1917 4¢ double (NI)	1917 4¢ double (NdiagD)	1917 5¢	1917 5¢ inverted	1917 5¢ double
1917 5¢ triple	1917 5¢ double invert	1917 6¢	1917 6¢ inverted	1917 6¢ double	1917 6¢ double invert	1917 <small>6¢ Scott 506a perf 10 at top or bottom</small>
1917 7¢	1917 7¢ inverted	1917 7¢ double	1917 7¢ double invert	1917 8¢	1917 8¢ inverted	1917 8¢ double

Missouri

Kansas City - Type 205WP

1917 8¢ triple	1917 8¢ double invert	1917 9¢	1917 9¢ inverted	1917 9¢ double	1917 9¢ double invert	1917 9¢ double (NI)
1917 10¢	1917 10¢ inverted	1917 10¢ double	1917 10¢ double invert	1917 11¢	1917 11¢ inverted	1917 11¢ double
1917 11¢ double invert	1917 12¢	1917 12¢ inverted	1917 12¢ double	1917 12¢ triple	1917 12¢ double invert	1917 13¢
1917 13¢ inverted	1917 13¢ double	1917 13¢ triple	1917 13¢ double invert	1917 13¢ double (NI)	1917 13¢ triple invert	1917 13¢ triple (NNU)
1917 13¢ triple (NNI)	1917 15¢	1917 15¢ inverted	1917 15¢ double	1917 15¢ double invert	1917 20¢	1917 20¢ inverted
1917 20¢ double	1917 30¢	1917 30¢ inverted	1917 30¢ double	1917 50¢	1917 50¢ inverted	1917 50¢ double

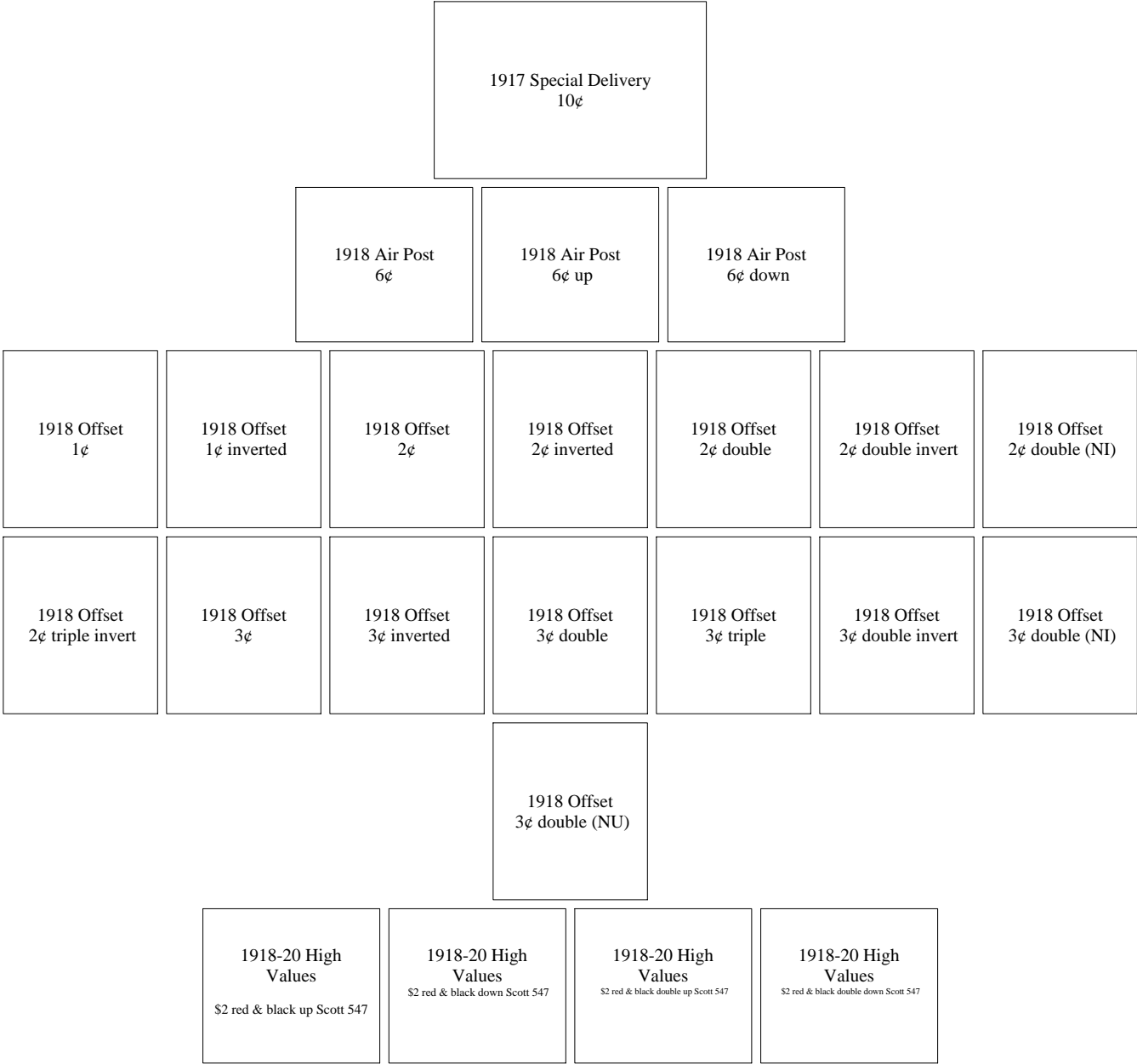
Missouri

Kansas City - Type 205WP

	1917 50¢ double invert	1917 \$1	1917 \$1 inverted	1917 \$1 double	1917 \$1 double invert	
1917 Postage Due ½¢	1917 Postage Due ½¢ inverted	1917 Postage Due ½¢ double	1917 Postage Due ½¢ double invert	1917 Postage Due 1¢	1917 Postage Due 1¢ inverted	1917 Postage Due 1¢ double
1917 Postage Due 1¢ double invert	1917 Postage Due 2¢	1917 Postage Due 2¢ inverted	1917 Postage Due 2¢ double	1917 Postage Due 2¢ triple	1917 Postage Due 2¢ double invert	1917 Postage Due 2¢ double (NI)
1917 Postage Due 2¢ double (NdiagD)	1917 Postage Due 2¢ triple invert	1917 Postage Due 3¢	1917 Postage Due 3¢ inverted	1917 Postage Due 3¢ double	1917 Postage Due 5¢	1917 Postage Due 5¢ inverted
1917 Postage Due 5¢ double	1917 Postage Due 5¢ double invert	1917 Postage Due 10¢	1917 Postage Due 10¢ inverted	1917 Postage Due 10¢ double	1917 Postage Due 50¢	1917 Postage Due 50¢ inverted
		1917 Postage Due 50¢ double	1917 Postage Due 50¢ double invert			

Missouri

Kansas City - Type 205WP



Missouri

Kansas City - Type 205WP

1919 Victory 3¢ up	1919 Victory 3¢ down
-----------------------	-------------------------

1920 pf 10x11 Rotary 1¢	1920 pf 10x11 Rotary 1¢ inverted
-------------------------------	--

1920 Pilgrim 1¢	1920 Pilgrim 1¢ inverted	1920 Pilgrim 1¢ down	1920 Pilgrim 2¢	1920 Pilgrim 2¢ inverted
--------------------	-----------------------------	-------------------------	--------------------	-----------------------------

1920 Pilgrim 5¢	1920 Pilgrim 5¢ inverted	1920 Pilgrim 5¢ up
--------------------	-----------------------------	-----------------------

1921 pf 10x10 Rotary 1¢	1921 pf 10x10 Rotary 1¢ inverted	1921 pf 10x10 Rotary 1¢ double	1921 pf 10x10 Rotary 1¢ double invert	1921 pf 10x10 Rotary 1¢ double (NI)
-------------------------------	--	--------------------------------------	---	---

1921 pf 11x11 Rotary 1¢ Scott 544

Missouri

Kansas City - Type 209

1911
Postage Due
30¢

1912
30¢

1914
1¢

1914
11¢

1914
Postage Due
30¢

1917
1¢

1917
1¢ inverted

1917
1¢ double

1917
2¢

1917
2¢ inverted

1917
4¢

1917
4¢ inverted

1917
5¢

1917
5¢ inverted

1917
5¢ double

1917
6¢

1917
6¢ inverted

1917
6¢ double

1917
7¢

Missouri

Kansas City - Type 209

1917 7¢ inverted	1917 7¢ double	1917 8¢	1917 8¢ inverted	1917 9¢	1917 9¢ inverted	1917 10¢
1917 10¢ inverted	1917 10¢ double	1917 11¢	1917 11¢ inverted	1917 12¢	1917 12¢ inverted	1917 12¢ double
1917 13¢	1917 15¢	1917 15¢ inverted	1917 20¢	1917 20¢ inverted	1917 20¢ double	1917 30¢
		1917 30¢ inverted	1917 50¢	1917 50¢ inverted		
1917 Postage Due ½¢	1917 Postage Due 1¢	1917 Postage Due 1¢ inverted	1917 Postage Due 2¢	1917 Postage Due 2¢ inverted	1917 Postage Due 2¢ double	1917 Postage Due 3¢
1917 Postage Due 5¢	1917 Postage Due 5¢ inverted	1917 Postage Due 10¢	1917 Postage Due 10¢ inverted	1917 Postage Due 30¢	1917 Postage Due 50¢	

Missouri

Kansas City - Type 209

1918 Offset 1¢	1918 Offset 1¢ inverted	1918 Offset 2¢	1918 Offset 2¢ inverted	1918 Offset 3¢	1918 Offset 3¢ inverted
-------------------	----------------------------	-------------------	----------------------------	-------------------	----------------------------

Kansas City - Type 235

1917 Postage Due ½¢	1917 Postage Due 1¢	1917 Postage Due 1¢ double	1917 Postage Due 2¢	1917 Postage Due 2¢ inverted	1917 Postage Due 2¢ double	1917 Postage Due 2¢ double invert
1917 Postage Due 2¢ double (NdiagD)	1917 Postage Due 3¢	1917 Postage Due 3¢ inverted	1917 Postage Due 3¢ double	1917 Postage Due 3¢ double invert	1917 Postage Due 5¢	1917 Postage Due 5¢ inverted
1917 Postage Due 5¢ double	1917 Postage Due 5¢ double invert	1917 Postage Due 10¢	1917 Postage Due 10¢ inverted	1917 Postage Due 10¢ double	1917 Postage Due 50¢	1917 Postage Due 50¢ inverted
1917 Postage Due 50¢ double		1917 Postage Due 50¢ double invert				

Missouri

Kansas City - Type 235

1918-20 High Values \$2 red & black up Scott 547	1918-20 High Values \$2 red & black down Scott 547	1918-20 High Values \$5 down
---	---	---------------------------------

Kansas City - Type 237

1911 Postage Due 50¢						
1916 High Values \$5						
1917 12¢	1917 12¢ double	1917 13¢	1917 \$1	1917 \$1 inverted	1917 \$1 double	1917 \$1 triple
1917 Postage Due ½¢	1917 Postage Due ½¢ inverted	1917 Postage Due ½¢ double	1917 Postage Due 1¢	1917 Postage Due 1¢ inverted	1917 Postage Due 1¢ double	1917 Postage Due 2¢

Missouri

Kansas City - Type 237

1917 Postage Due 2¢ inverted	1917 Postage Due 2¢ double	1917 Postage Due 2¢ triple	1917 Postage Due 2¢ double invert	1917 Postage Due 2¢ double (NdiagU)	1917 Postage Due 3¢	1917 Postage Due 3¢ inverted
1917 Postage Due 3¢ double	1917 Postage Due 3¢ double invert	1917 Postage Due 5¢	1917 Postage Due 5¢ inverted	1917 Postage Due 5¢ double	1917 Postage Due 5¢ double invert	1917 Postage Due 10¢
1917 Postage Due 10¢ inverted	1917 Postage Due 10¢ double	1917 Postage Due 50¢	1917 Postage Due 50¢ inverted	1917 Postage Due 50¢ double	1917 Postage Due 50¢ double invert	
1918-20 High Values \$2 red & black up Scott 547	1918-20 High Values \$2 red & black down Scott 547	1918-20 High Values \$2 red & black double up Scott 547	1918-20 High Values \$2 red & black double down Scott 547	1918-20 High Values \$2 red & black double (UD) Scott 547	1918-20 High Values \$5 up	

Kansas City - Type 471 (AS/MO)

1912 1¢

Missouri

Kansas City - Type 471 (AS/MO)

1912 Coil Perf
8.5 Horiz
1¢

1916 Coil Perf
10 Horiz
1¢

1916 Coil Perf
10 Vert
5¢


1917
10¢

1917
12¢


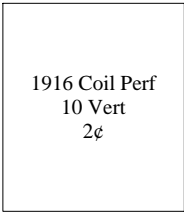
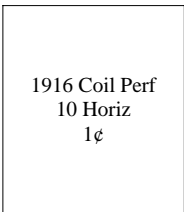

1921 pf 10x10
Rotary
1¢

Missouri

Kansas City - Type 471 (SA/MO)




Kansas City - Type 713 (g1.5)




Missouri

Kansas City - Type 713 (g1.5)




Kansas City - Type 713 (g2.5)




Missouri

Kansas City - Type L-2 TS

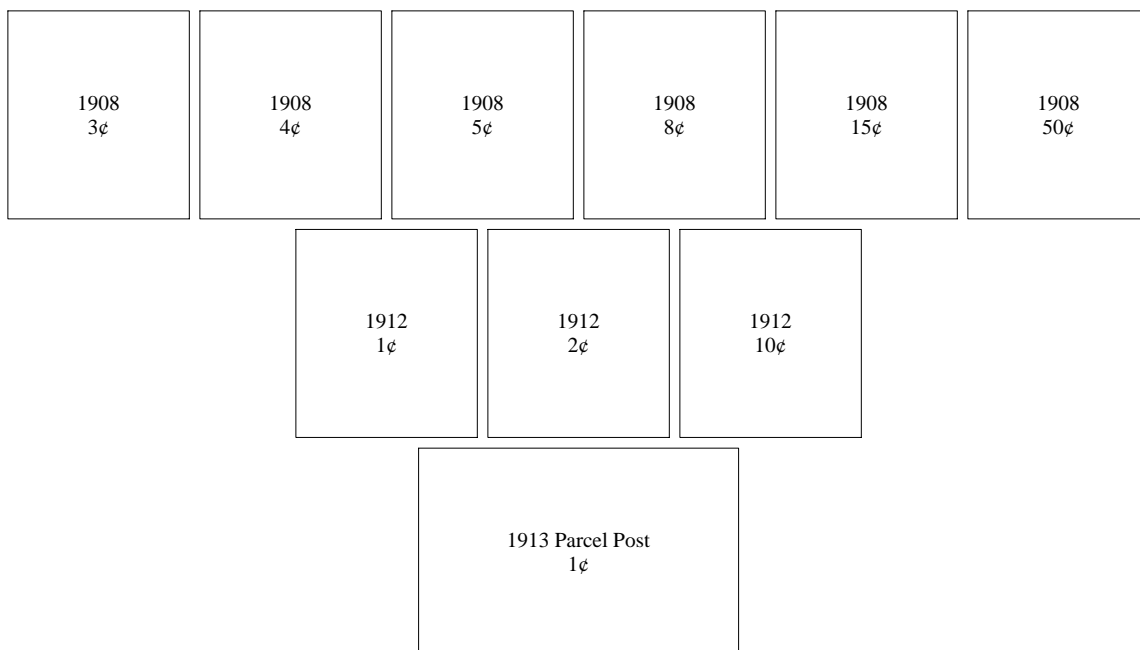


Kansas City - Type L-4 HS




Missouri

Kansas City - Type L-5 HS



Kansas City - Type L-6 HS



Missouri

Kansas City - Type L-6 HS



Missouri

Kansas City - Type L-6 HS

1917 1¢	1917 2¢	1917 3¢	1917 9¢	1917 10¢
------------	------------	------------	------------	-------------

Kansas City - Type L-7 HS

1908 1¢	1908 4¢	
1912 1¢	1912 2¢	1912 10¢
1913 Panama Pacific 2¢		
1914 1¢	1914 20¢	

Missouri

Kansas City - Type L-7 HS

1917 1¢	1917 2¢	1917 10¢
1921 pf 10x10 Rotary 1¢		

Kansas City - Type L-8 HS

1908 1¢	1908 2¢	1908 3¢	1908 4¢	1908 5¢	1908 6¢	
1910 Coil Perf 8.5 Vert 2¢						
1912 1¢	1912 2¢	1912 8¢	1912 9¢	1912 10¢	1912 12¢	1912 15¢

Missouri

Kansas City - Type L-8 HS

1912
20¢

1913 Panama Pacific
1¢

1913 Panama Pacific
2¢

1913 Panama Pacific
5¢

1913 Panama Pacific
10¢ orange

1913 Panama Pacific
10¢ yellow

1913 Parcel Post
1¢

1913 Parcel Post
2¢

1913 Parcel Post
4¢

1913 Parcel Post
5¢

1913 Parcel Post
10¢

1913 Parcel Post
15¢

1913 Parcel Post
20¢

1913 Parcel Post
25¢

1914
1¢

1914
1¢ booklet single

1914
2¢

1914
3¢

1914
4¢

1914
5¢

1914
6¢

1914
7¢

1914
8¢

1914
9¢

1914
10¢

1914
12¢

1914
15¢

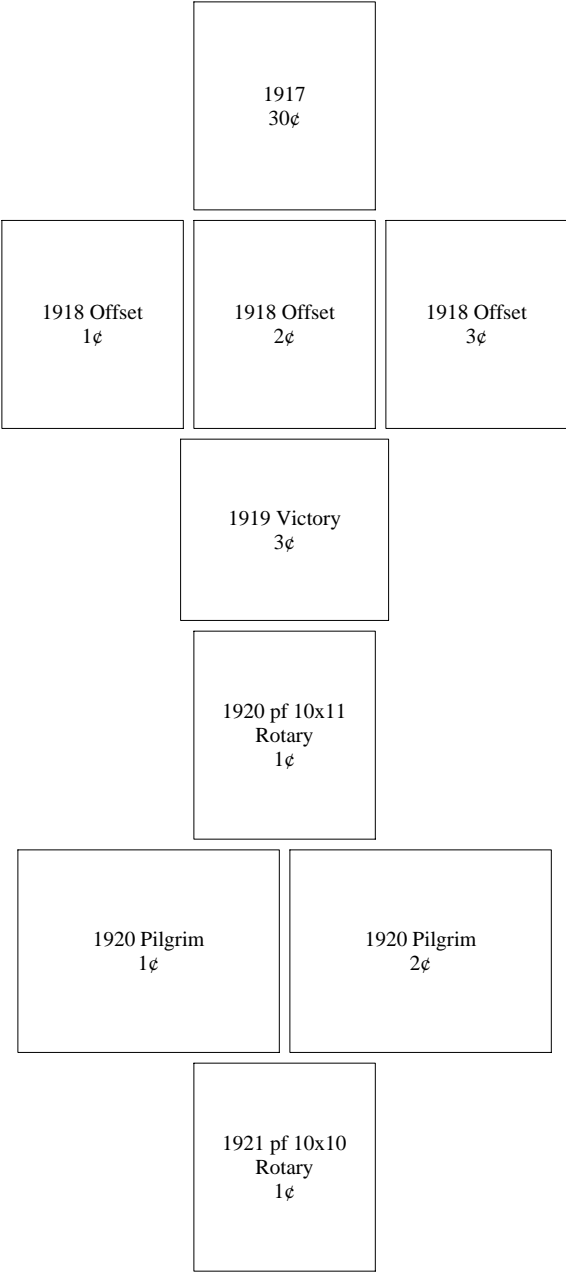
Missouri

Kansas City - Type L-8 HS

1914 Postage Due 1¢						
1915 Panama Pacific 1¢			1915 Panama Pacific 2¢			
1916 Coil Perf 10 Horiz 1¢			1916 Coil Perf 10 Horiz 2¢			
1916 Coil Perf 10 Vert 1¢		1916 Coil Perf 10 Vert 2¢		1916 Coil Perf 10 Vert 3¢		
1917 1¢	1917 1¢ booklet single	1917 2¢	1917 2¢ booklet single	1917 3¢	1917 4¢	1917 5¢
1917 6¢	1917 7¢	1917 8¢	1917 10¢	1917 12¢	1917 15¢	1917 20¢

Missouri

Kansas City - Type L-8 HS



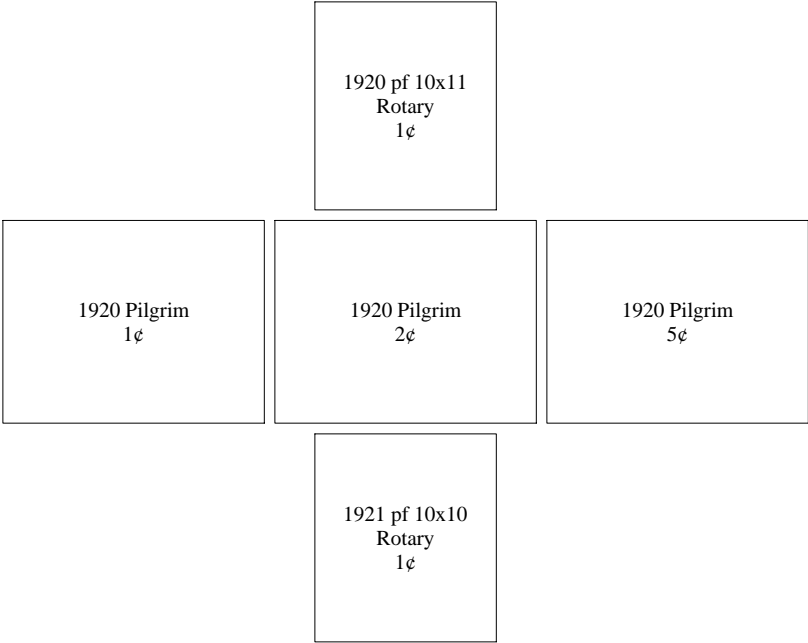
Missouri

Kansas City - Type L-10 HS

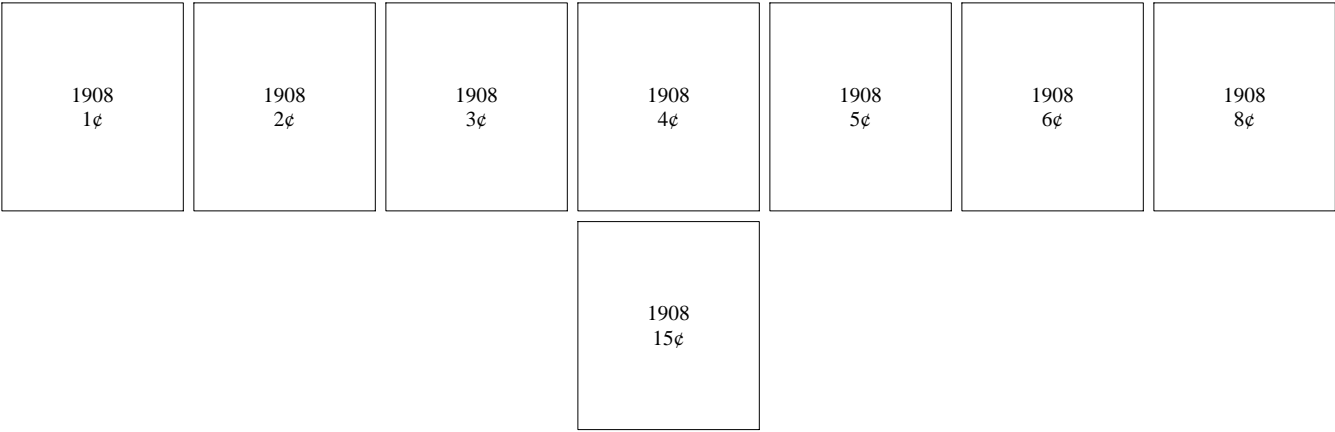
							1916 Coil Perf 10 Vert 2¢							
1917 1¢		1917 2¢		1917 2¢ booklet single		1917 3¢		1917 3¢ booklet single		1917 4¢		1917 5¢		
1917 6¢		1917 8¢		1917 9¢		1917 10¢		1917 12¢		1917 15¢		1917 20¢		
							1917 30¢							
				1918 Offset 1¢		1918 Offset 2¢		1918 Offset 3¢						
							1919 Victory 3¢							

Missouri

Kansas City - Type L-10 HS

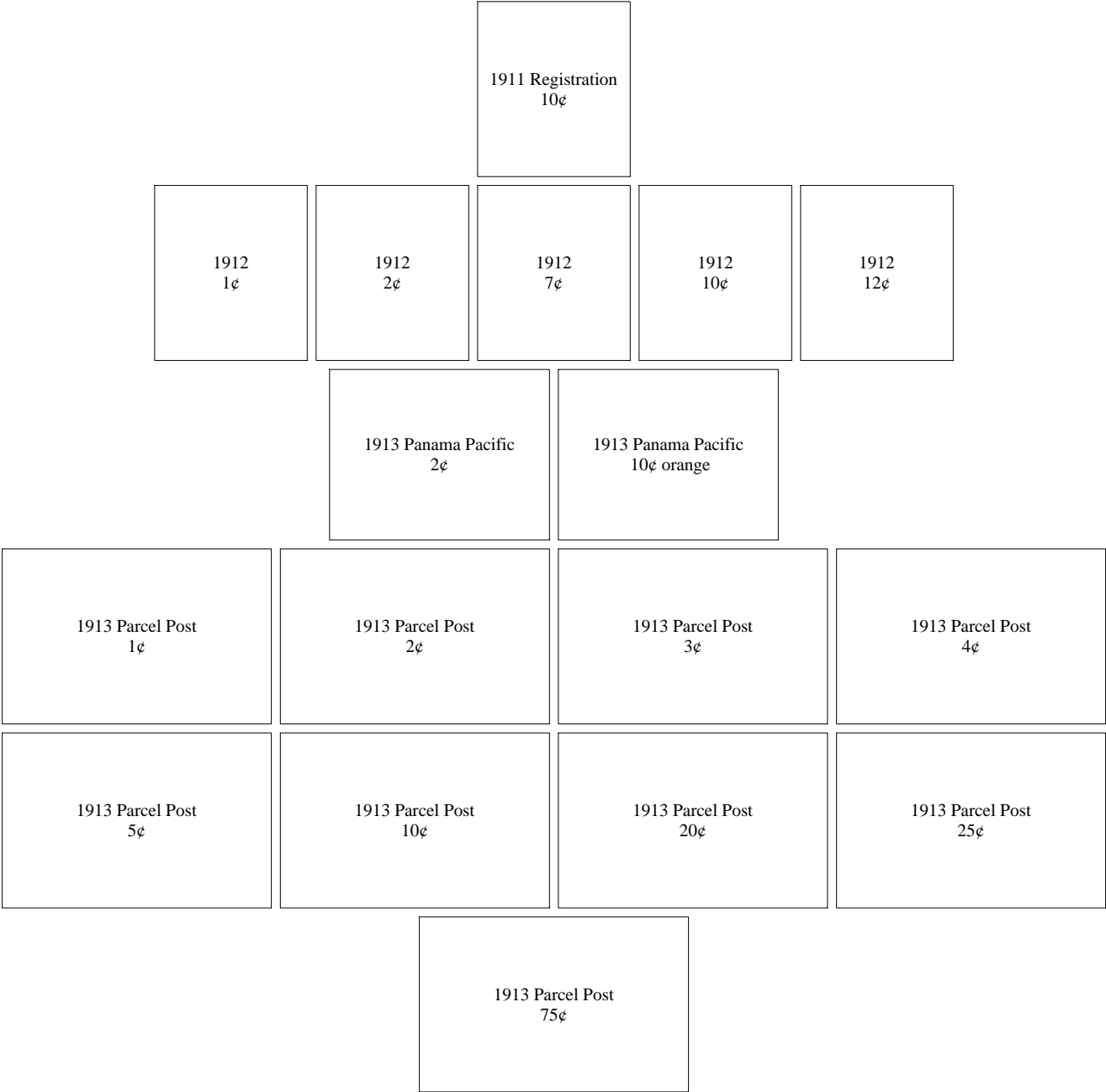


Kansas City - Type L-11 HS



Missouri

Kansas City - Type L-11 HS



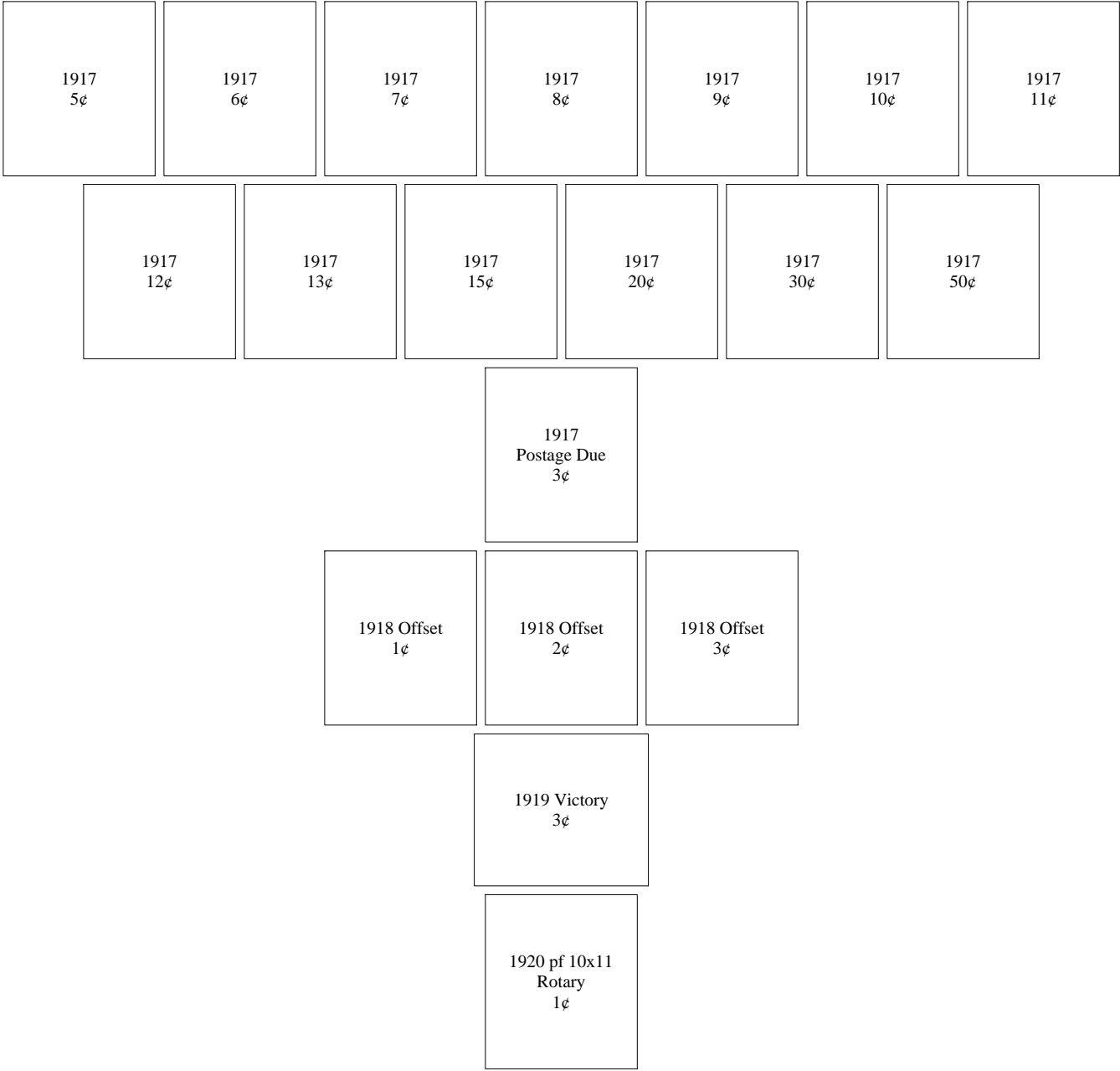
Missouri

Kansas City - Type L-11 HS

1914 1¢	1914 2¢	1914 2¢ booklet single	1914 3¢	1914 4¢	1914 5¢	1914 7¢
		1914 9¢	1914 10¢	1914 12¢		
		1915 Panama Pacific 2¢				
		1916 Coil Perf 10 Horiz 1¢	1916 Coil Perf 10 Horiz 2¢	1916 Coil Perf 10 Horiz 3¢		
1916 Coil Perf 10 Vert 1¢	1916 Coil Perf 10 Vert 2¢	1916 Coil Perf 10 Vert 3¢	1916 Coil Perf 10 Vert 4¢	1916 Coil Perf 10 Vert 5¢	1916 Coil Perf 10 Vert 10¢	
1917 1¢	1917 1¢ booklet single	1917 2¢	1917 2¢ booklet single	1917 3¢	1917 3¢ booklet single	1917 4¢


Missouri

Kansas City - Type L-11 HS




Missouri

Kansas City - Type L-11 HS

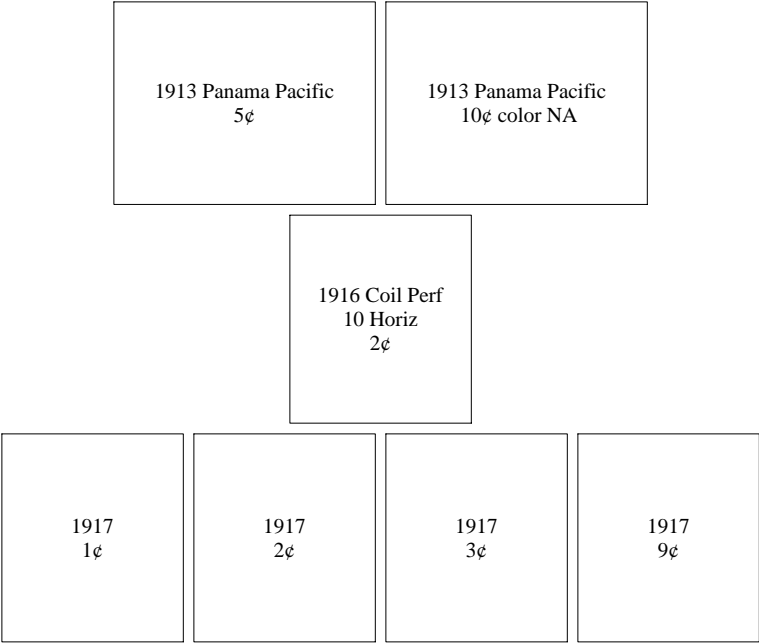


Kansas City - Type L-12 HS

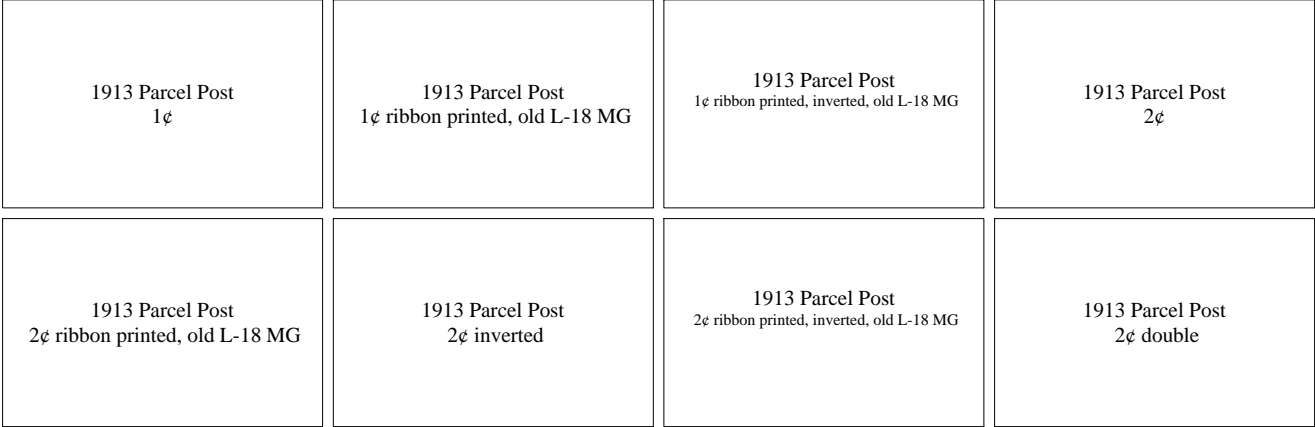


Missouri

Kansas City - Type L-16 HS



Kansas City - Type L-17 E



Missouri

Kansas City - Type L-17 E

1913 Parcel Post 2¢ ribbon printed, double, old L-18MG	1913 Parcel Post 3¢	1913 Parcel Post 4¢	1913 Parcel Post 4¢ ribbon printed, old L-18 MG
1913 Parcel Post 4¢ ribbon printed, inverted, old L-18 MG	1913 Parcel Post 4¢ double	1913 Parcel Post 5¢	1913 Parcel Post 5¢ ribbon printed, old L-18 MG
1913 Parcel Post 5¢ inverted	1913 Parcel Post 10¢	1913 Parcel Post 10¢ ribbon printed, old L-18 MG	1913 Parcel Post 15¢
1913 Parcel Post 15¢ ribbon printed, old L-18 MG	1913 Parcel Post 15¢ double	1913 Parcel Post 20¢	1913 Parcel Post 20¢ ribbon printed, old L-18 MG
1913 Parcel Post 25¢	1913 Parcel Post 25¢ ribbon printed, old L-18 MG	1913 Parcel Post 50¢	
1913 Parcel Post Postage Due 1¢	1913 Parcel Post Postage Due 2¢	1913 Parcel Post Postage Due 5¢	1913 Parcel Post Postage Due 25¢

Missouri

Kansas City - Type L-19 E

1908
3¢

1908
4¢

1908
4¢ inverted

1908
5¢

1908
6¢

1911
Postage Due
30¢

1912
1¢

1912
2¢

1912
8¢

1912
10¢

1912
10¢ inverted

1914
1¢

1914
1¢ inverted

1914
1¢ double

1914
1¢ double invert

1914
2¢

1914
2¢ double

1914
3¢

1914
3¢ inverted

1914
3¢ double invert

1914
4¢

1914
4¢ double

1914
5¢

1914
5¢ inverted

1914
5¢ double

1914
6¢

1914
6¢ inverted

1914
6¢ double

1914
7¢

1914
7¢ double

1914
8¢

1914
8¢ double

Missouri

Kansas City - Type L-19 E

1914 9¢	1914 10¢	1914 10¢ double	1914 11¢	1914 11¢ inverted	1914 11¢ double	1914 12¢
	1914 12¢ inverted	1914 12¢ double	1914 15¢	1914 20¢	1914 30¢	
1914 Postage Due 1¢	1914 Postage Due 1¢ inverted	1914 Postage Due 1¢ double	1914 Postage Due 2¢	1914 Postage Due 2¢ double	1914 Postage Due 5¢	1914 Postage Due 5¢ inverted
1917 1¢	1917 1¢ inverted	1917 1¢ double	1917 1¢ double invert	1917 1¢ double (NI)	1917 1¢ double (NdiagD)	1917 2¢
1917 2¢ inverted	1917 2¢ double	1917 2¢ double invert	1917 3¢	1917 3¢ inverted	1917 3¢ double	1917 4¢
1917 4¢ inverted	1917 4¢ double	1917 4¢ triple	1917 5¢	1917 5¢ inverted	1917 5¢ double	1917 5¢ double invert

Missouri

Kansas City - Type L-19 E

1917 6¢	1917 6¢ inverted	1917 6¢ double	1917 7¢	1917 7¢ inverted	1917 7¢ double	1917 7¢ double invert
1917 8¢	1917 8¢ inverted	1917 8¢ double	1917 9¢	1917 9¢ inverted	1917 9¢ double	1917 10¢
1917 10¢ inverted	1917 10¢ double	1917 11¢	1917 11¢ inverted	1917 11¢ double	1917 12¢	1917 12¢ inverted
1917 12¢ double	1917 15¢	1917 15¢ inverted	1917 15¢ double	1917 15¢ double invert	1917 20¢	1917 20¢ inverted
1917 20¢ double	1917 20¢ double invert	1917 30¢	1917 30¢ inverted	1917 30¢ double	1917 50¢	1917 50¢ inverted
			1917 50¢ double			

Missouri

Kansas City - Type L-19 E

1917 Postage Due 1¢	1917 Postage Due 1¢ inverted	1917 Postage Due 1¢ double	1917 Postage Due 2¢	1917 Postage Due 2¢ inverted	1917 Postage Due 2¢ double	1917 Postage Due 2¢ triple
1917 Postage Due 2¢ double invert	1917 Postage Due 3¢	1917 Postage Due 3¢ inverted	1917 Postage Due 3¢ double	1917 Postage Due 5¢	1917 Postage Due 5¢ inverted	1917 Postage Due 5¢ double
		1917 Postage Due 10¢	1917 Postage Due 10¢ inverted	1917 Postage Due 10¢ double		
			1918 Air Post 6¢ down			
1918 Offset 1¢	1918 Offset 1¢ inverted	1918 Offset 1¢ double	1918 Offset 3¢	1918 Offset 3¢ inverted	1918 Offset 3¢ double	

Missouri

Kansas City - Type L-20 HS

1917
6¢

1918 Offset
2¢

1920 Perf
10x10 Rotary
1¢

Kansas City - Type L-52 IHS

1916 Coil Perf
10 Vert
3¢

1917
1¢

Missouri

Kansas City - Type L-57 HS

1916 Coil Perf
10 Vert
2¢

Kansas City - Type L-60 HS

1916 Coil Perf
10 Horiz
1¢

1917
6¢

Missouri

Kansas City - Type L-63 HS

1917 1¢	1917 2¢
------------	------------

Keytesville - Type 704

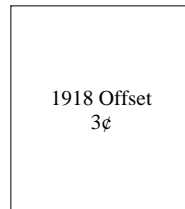
1913 Panama Pacific 2¢

Kirksville - Type 513

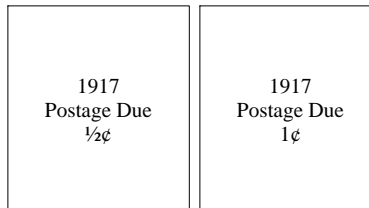
1917 7¢	1917 8¢	1917 10¢	1917 20¢	1917 30¢	1917 50¢
------------	------------	-------------	-------------	-------------	-------------

Missouri


Kirksville - Type 513



Lamar - Type 701




La Monte - Type 492




Missouri

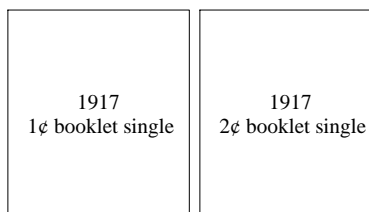
La Monte - Type 701



Lathrop - Type 703




Lebanon - Type 703




Missouri


Lebanon - Type 703



Lees Summit - Type 704



Liberty - Type 548



Missouri

Liberty - Type 548

1917 8¢	1917 9¢	1917 11¢	1917 12¢	1917 13¢	1917 30¢
1917 Postage Due ½¢					

Lockwood - Type 703

1917 Postage Due ½¢

Missouri

Louisiana - Type 219

1917 1¢	1917 1¢ inverted	1917 1¢ double	1917 2¢	1917 2¢ inverted	1917 2¢ double	1917 3¢
1917 4¢	1917 4¢ inverted	1917 4¢ double	1917 5¢	1917 5¢ double	1917 6¢	1917 6¢ inverted
1917 7¢	1917 8¢	1917 9¢	1917 9¢ inverted	1917 10¢	1917 10¢ inverted	1917 12¢
		1917 12¢ inverted	1917 15¢	1917 20¢		
	1918 Offset 1¢	1918 Offset 2¢	1918 Offset 3¢	1918 Offset 3¢ double		
		1921 pf 10x10 Rotary 1¢	1921 pf 10x10 Rotary 1¢ inverted			

Missouri

Louisiana - Type 549

1917
6¢

1918 Offset
3¢

Macon - Type 461

1912
20¢

1914
1¢

1914
2¢

1914
4¢

1914
6¢

1914
7¢

1914
10¢

1914
12¢

1914
30¢

Missouri

Macon - Type 461

1917 1¢	1917 2¢	1917 3¢	1917 3¢ booklet single	1917 4¢	1917 5¢	1917 6¢
1917 7¢	1917 8¢	1917 9¢	1917 10¢	1917 11¢	1917 12¢	1917 15¢
			1917 20¢			
			1918 Offset 3¢			
		1920 Pilgrim 1¢		1920 Pilgrim 2¢		

Missouri

Macon - Type 479

1918 Offset
3¢


Macon - Type 546

1918 Offset
3¢


1921 pf 10x10
Rotary
1¢

Missouri

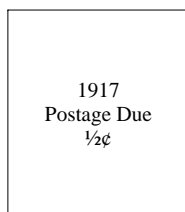
Macon - Type 701



Malta Bend - Type 723




Marceline - Type 704




Missouri

Marionville - Type 704



Marshall - Type 549



Missouri

Mexico - Type 225

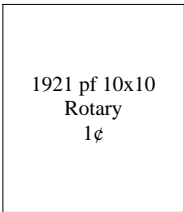


1917 12¢	1917 12¢ double	1917 13¢	1917 15¢
1917 Postage Due ½¢	1917 Postage Due 1¢	1917 Postage Due 2¢	1917 Postage Due 5¢

Mexico - Type 522







1917 1¢	1917 2¢	1917 3¢	1917 4¢	1917 5¢	1917 6¢	1917 7¢
1917 8¢	1917 9¢	1917 10¢	1917 11¢	1917 12¢	1917 13¢	1917 15¢
		1917 20¢	1917 30¢	1917 50¢		

Missouri

Mexico - Type 522

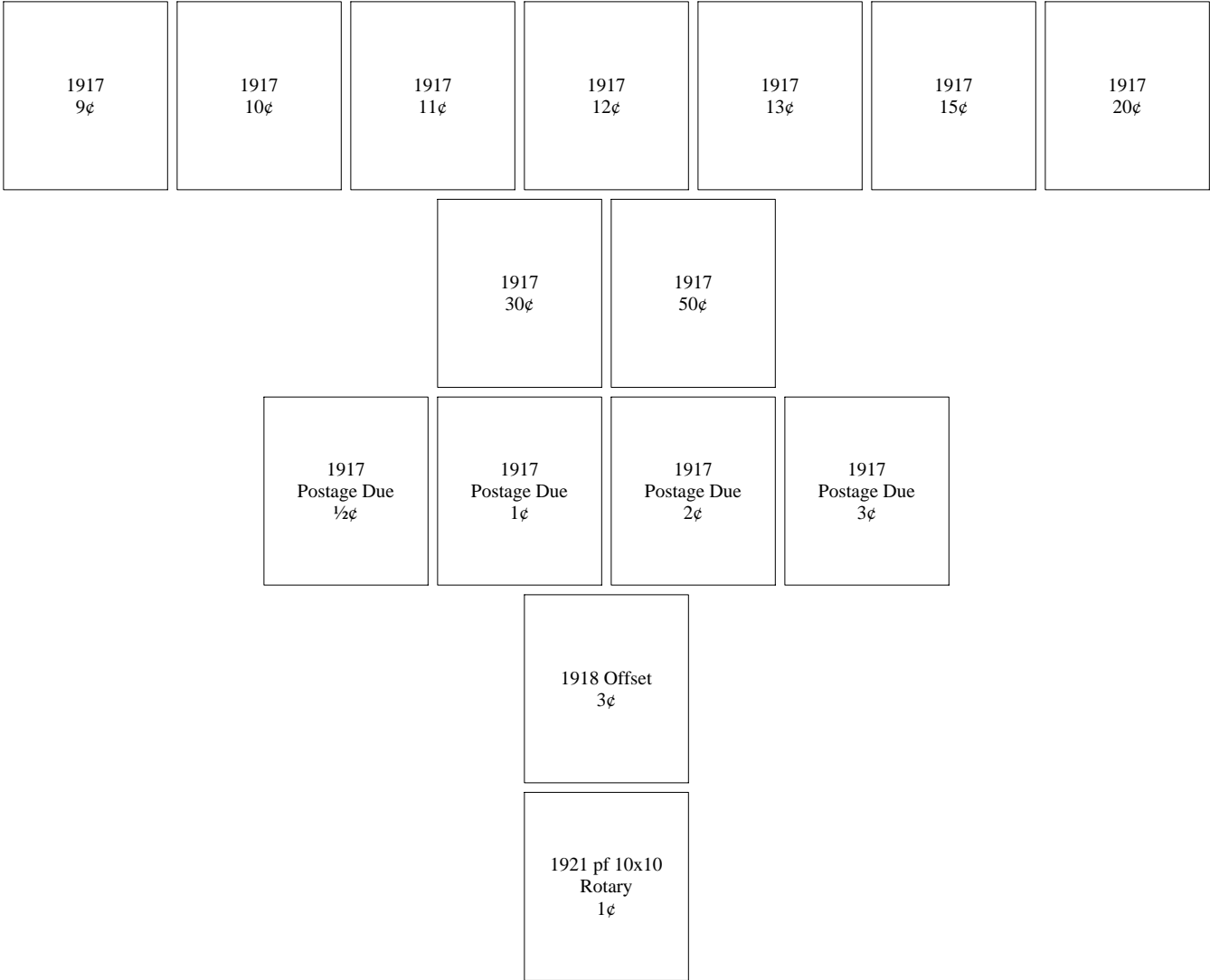


Mexico - Type 526




Missouri

Mexico - Type 526

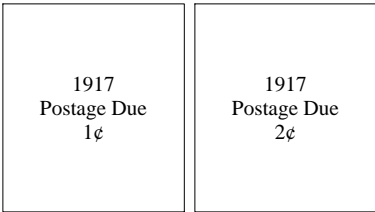


Missouri


Milan - Type 712



Moberly - Type 548



Moberly - Type 549



Missouri

Moberly - Type 549

1917 1¢	1917 2¢	1917 3¢	1917 4¢	1917 5¢	1917 6¢	1917 7¢
1917 8¢	1917 9¢	1917 10¢	1917 11¢	1917 12¢	1917 13¢	1917 15¢
		1917 20¢	1917 50¢			
1917 Documentary Revenue 1¢		1917 Documentary Revenue 2¢	1917 Documentary Revenue 3¢			
1918 Offset 1¢		1918 Offset 2¢	1918 Offset 3¢			
		1920 pf 10x11 Rotary 1¢				

Missouri

Moberly - Type 549

1921 pf 10x10
Rotary
1¢

Moberly - Type 602

1917
Postage Due
 $\frac{1}{2}$ ¢

1917
Postage Due
1¢

1917
Postage Due
2¢

1917
Postage Due
3¢


1917
Postage Due
5¢

Monett - Type 701

1917
Postage Due
 $\frac{1}{2}$ ¢

Missouri

Montrose - Type 549



Neosho - Type 461



Missouri

Neosho - Type 559

1917
12¢

1921 pf 10x10
Rotary
1¢


Neosho - Type 701

1912-17 Imperf
2¢

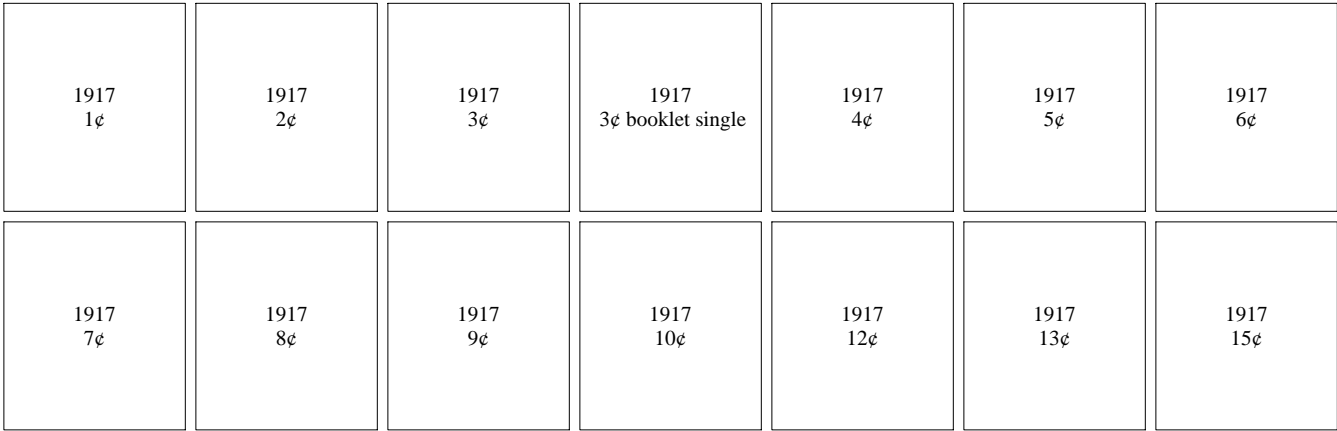
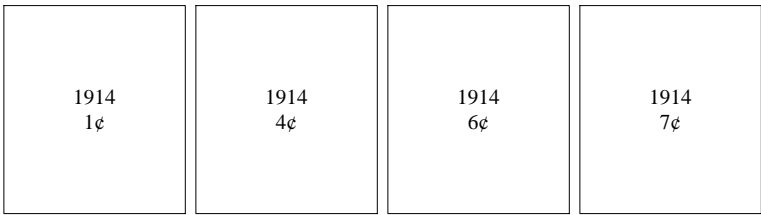

1917
Postage Due
½¢

Missouri

New Hampton - Type 704

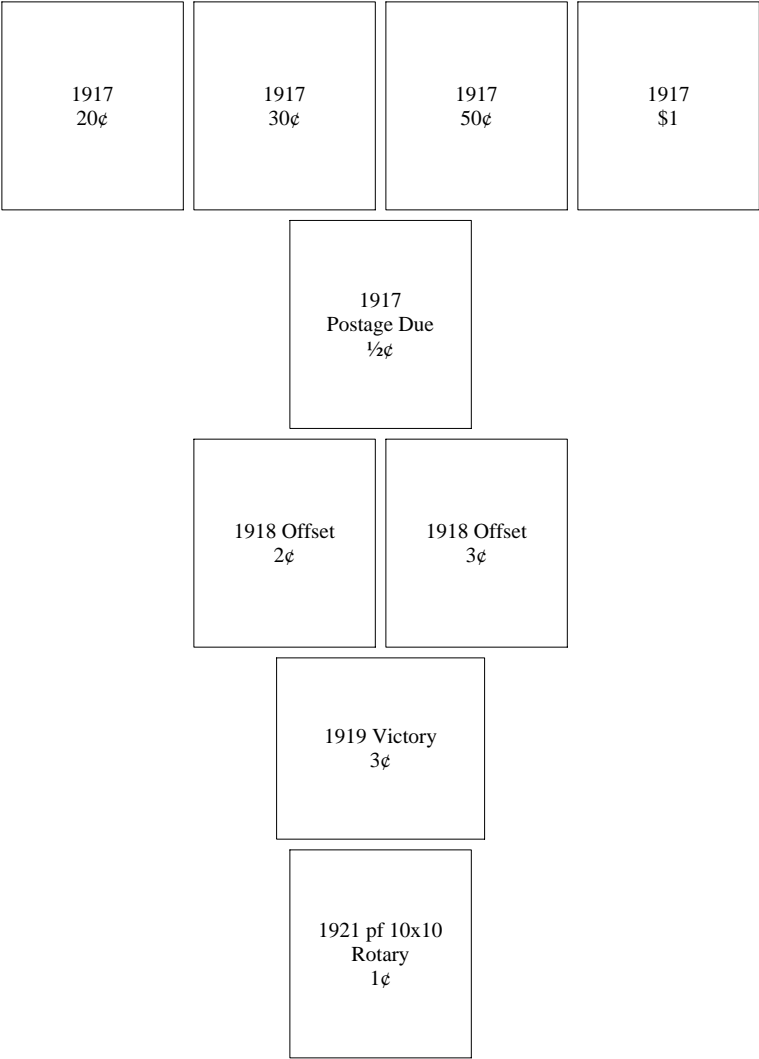


North Kansas City - Type 465



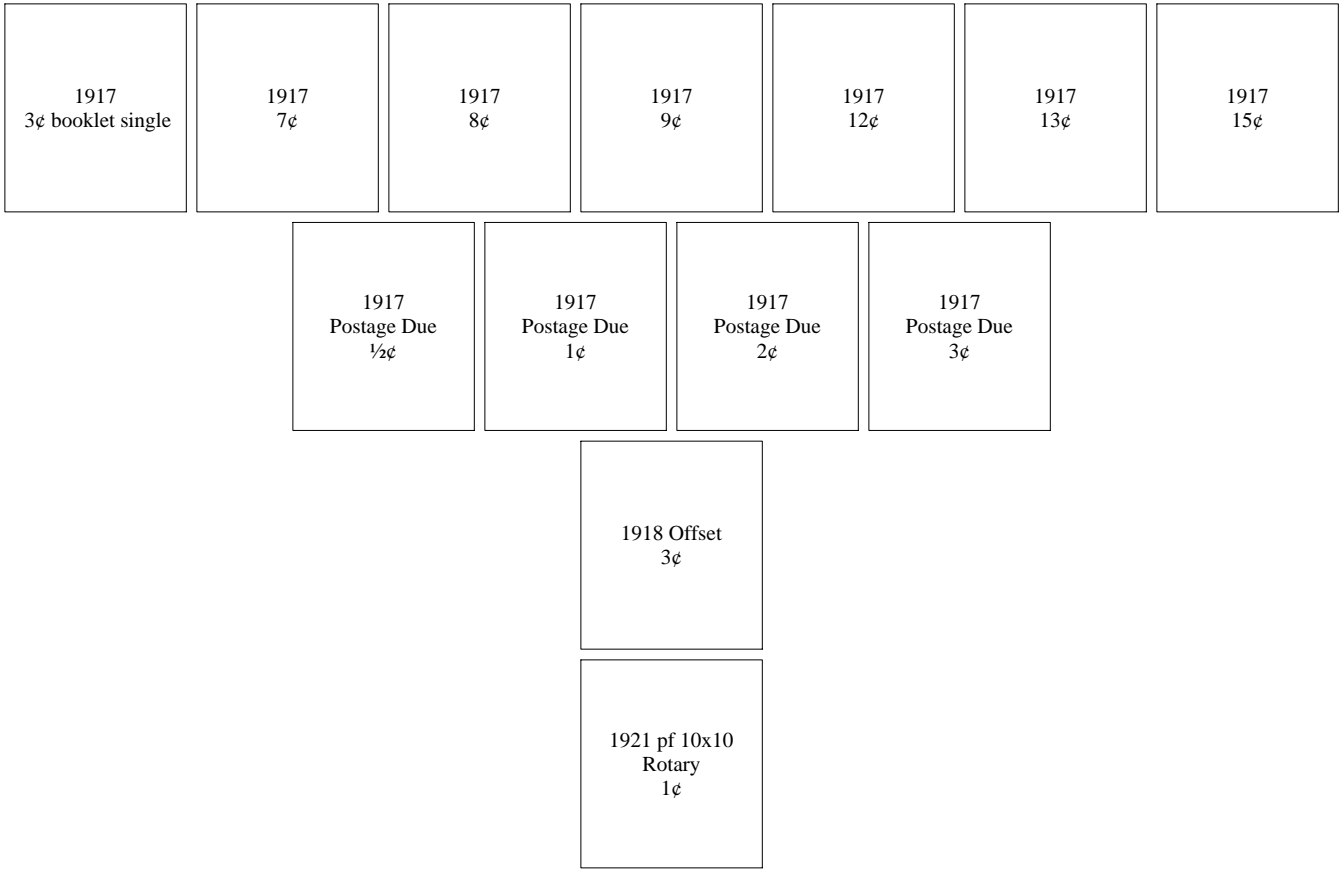
Missouri

North Kansas City - Type 465

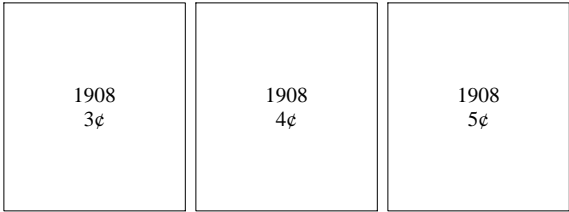


Missouri

North Kansas City - Type 581



North Kansas City - Type L-1 HS



Missouri

North Kansas City - Type L-1 HS

1912 1¢	1912 7¢	1912 8¢	1912 9¢	1912 10¢	1912 12¢	1912 15¢
			1912 20¢			
		1913 Parcel Post 15¢		1913 Parcel Post 20¢		
1914 1¢	1914 2¢	1914 3¢	1914 4¢	1914 5¢	1914 6¢	1914 7¢
		1914 8¢	1914 9¢	1914 10¢		
1917 1¢	1917 2¢	1917 8¢	1917 9¢	1917 10¢	1917 13¢	1917 20¢

Missouri

North Kansas City - Type L-1 HS

1917
30¢

1917
Postage Due
3¢

1918 Offset
3¢

Novinger - Type 549

1917
12¢

Missouri

Novinger - Type 703

1913 Panama Pacific
2¢

Odessa - Type 701


1917
Postage Due
½¢

Orrick - Type 712


1917
Postage Due
½¢

Missouri


Osborn - Type 701



Osceola - Type 703

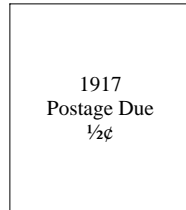


Otterville - Type 704

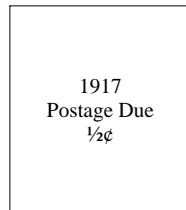


Missouri

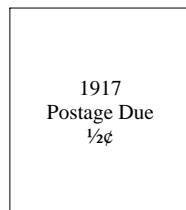
Oxly - Type 631



Palmyra - Type 712




Paris - Type 701




Missouri


Pineville - Type 704



Platte City - Type 704



Plattsburg - Type 704



Missouri

Pleasant Hill - Type 228

1917 Postage Due 5¢	1917 Postage Due 10¢	1917 Postage Due 10¢ inverted
---------------------------	----------------------------	-------------------------------------

Polo - Type 716


1917 Postage Due ½¢

Poplar Bluff - Type 517



1917 6¢	1917 8¢	1917 9¢	1917 11¢	1917 12¢	1917 15¢	1917 30¢
------------	------------	------------	-------------	-------------	-------------	-------------

Missouri

Powell - Type 716.5




Princeton - Type 549




Missouri


Purcell - Type 703



Rea - Type 708



Revere - Type 563



Missouri

Rich Hill - Type 563


1917 1¢	1917 2¢	1917 6¢
1917 Postage Due ½¢	1917 Postage Due 1¢	1917 Postage Due 2¢
1918 Offset 3¢		

Rich Hill - Type 704


1917 Postage Due ½¢

Missouri


Rich Hill - Type 721



Risco - Type 729



Rolla - Type 490



Missouri

Rosebud - Type 721

1917 Postage Due ½¢	1917 Postage Due 1¢
---------------------------	---------------------------

Saint Joseph - Type 123

1916 Coil Perf 10 Horiz 1¢ up		
1916 Coil Perf 10 Vert 1¢	1916 Coil Perf 10 Vert 1¢ inverted	1916 Coil Perf 10 Vert 5¢
1921 pf 10x10 Rotary 1¢	1921 pf 10x10 Rotary 1¢ inverted	

Missouri

Saint Joseph - Type 226

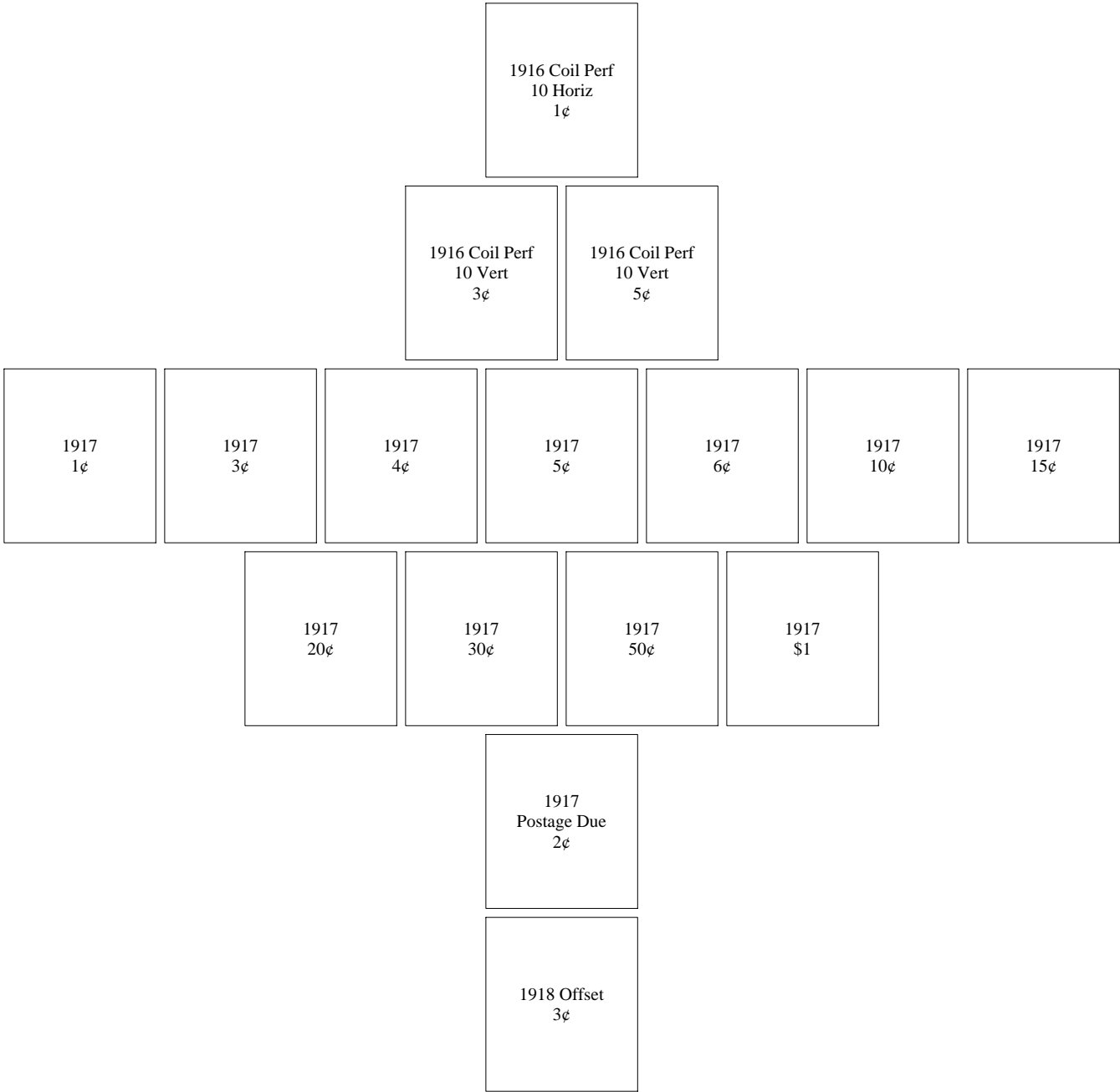
<div>1917 12¢</div>						
<div>1917 Postage Due 1¢</div>	<div>1917 Postage Due 1¢ inverted</div>	<div>1917 Postage Due 2¢</div>	<div>1917 Postage Due 2¢ inverted</div>	<div>1917 Postage Due 2¢ double</div>	<div>1917 Postage Due 3¢</div>	<div>1917 Postage Due 3¢ inverted</div>

Saint Joseph - Type 406

<div>1912 20¢</div>						
<div>1914 1¢</div>	<div>1914 3¢</div>	<div>1914 4¢</div>	<div>1914 6¢</div>	<div>1914 11¢</div>	<div>1914 15¢</div>	<div>1914 50¢</div>
<div>1914 \$1</div>						

Missouri

Saint Joseph - Type 406



Missouri

Saint Joseph - Type 458

1911
Postage Due
10¢

1914
Postage Due
5¢

1916 Coil Perf
10 Vert
5¢

1917
1¢

1917
2¢

1917
3¢

1917
4¢

1917
5¢

1917
6¢

1917
7¢

1917
9¢

1917
10¢

1917
11¢

1917
12¢

1917
13¢

1917
15¢

1917
20¢

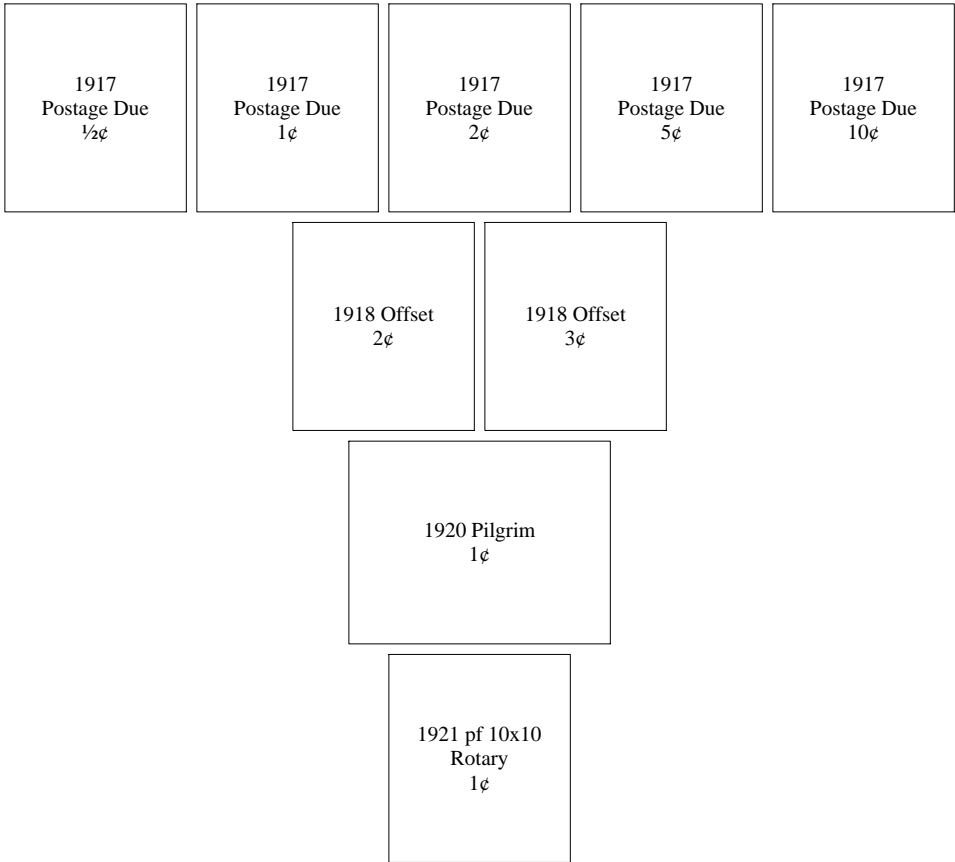
1917
30¢

1917
50¢


1917
\$1

Missouri

Saint Joseph - Type 458




Saint Joseph - Type 462

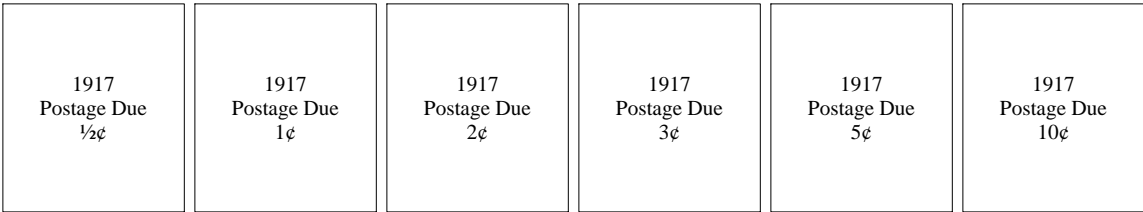


Missouri


Saint Joseph - Type 462



Saint Joseph - Type 471



Saint Joseph - Type 513



Missouri

Saint Joseph - Type 513


1917 3¢	1917 4¢	1917 6¢	1917 8¢	1917 9¢	1917 12¢	1917 15¢
1917 30¢						
1917 Postage Due 1¢	1917 Postage Due 2¢	1917 Postage Due 3¢	1917 Postage Due 10¢			
1921 pf 10x10 Rotary 1¢						

Saint Joseph - Type 713


1917 Postage Due ½¢	1917 Postage Due 1¢	1917 Postage Due 5¢	1917 Postage Due 10¢
---------------------------	---------------------------	---------------------------	----------------------------

Missouri

Saint Joseph - Type 714



Saint Joseph - Type L-1 E



Missouri

Saint Joseph - Type L-1 E

1914 3¢ double (NI)	1914 4¢	1914 4¢ inverted	1914 5¢	1914 6¢	1914 6¢ double (NI)	1914 7¢
1914 7¢ inverted	1914 7¢ double	1914 7¢ double (NI)	1914 8¢	1914 8¢ inverted	1914 9¢	1914 10¢
		1914 11¢	1914 12¢	1914 15¢	1914 20¢	
			1914 Coil Flat Perf 10 Vert 1¢			
1917 1¢	1917 1¢ inverted	1917 1¢ double	1917 1¢ double invert	1917 2¢	1917 2¢ inverted	1917 3¢
1917 3¢ inverted	1917 4¢	1917 4¢ inverted	1917 4¢ double invert	1917 5¢	1917 5¢ inverted	1917 6¢

Missouri

Saint Joseph - Type L-1 E

1917 6¢ inverted	1917 7¢	1917 7¢ inverted	1917 8¢	1917 8¢ inverted	1917 9¢	1917 9¢ inverted
1917 10¢	1917 10¢ inverted	1917 11¢	1917 11¢ inverted	1917 <small>11¢ Scott 511a perf 10 at top or bottom</small>	1917 12¢	1917 12¢ inverted
1917 12¢ double	1917 <small>12¢ Scott 512b perf 10 at top or bottom</small>	1917 13¢	1917 13¢ inverted	1917 15¢	1917 15¢ inverted	1917 15¢ double
1917 20¢	1917 20¢ inverted	1917 20¢ double	1917 30¢	1917 30¢ inverted	1917 30¢ double invert	1917 50¢
		1917 50¢ inverted	1917 50¢ double	1917 \$1	1917 \$1 inverted	
		1917 Postage Due 1¢	1917 Postage Due 1¢ inverted	1917 Postage Due 2¢	1917 Postage Due 2¢ inverted	

Missouri

Saint Joseph - Type L-1 E

1918 Offset 1¢	1918 Offset 1¢ inverted	1918 Offset 1¢ double (NI)	1918 Offset 2¢	1918 Offset 2¢ inverted	1918 Offset 3¢	1918 Offset 3¢ inverted
			1918 Offset 3¢ double invert			
		1921 pf 10x10 Rotary 1¢	1921 pf 10x10 Rotary 1¢ inverted	1921 pf 10x10 Rotary 1¢ double		

Saint Louis - Type 111

		1910 Coil Perf 8.5 Horiz 1¢ up		
1914 Coil Flat Perf 10 Horiz 1¢ down	1914 Coil Flat Perf 10 Horiz 1¢ double (UD)	1914 Coil Flat Perf 10 Horiz 2¢ up	1914 Coil Flat Perf 10 Horiz 2¢ down	1914 Coil Flat Perf 10 Horiz 2¢ double (UD)

Missouri

Saint Louis - Type 111

1914 Coil Flat Perf 10 Vert 1¢ double (NI)						
1916 Coil Perf 10 Horiz 1¢ up	1916 Coil Perf 10 Horiz 1¢ down	1916 Coil Perf 10 Horiz 1¢ double up	1916 Coil Perf 10 Horiz 1¢ double (UD)	1916 Coil Perf 10 Horiz 2¢ up	1916 Coil Perf 10 Horiz 2¢ down	1916 Coil Perf 10 Horiz 2¢ double (UD)
1916 Coil Perf 10 Vert 1¢	1916 Coil Perf 10 Vert 1¢ double	1916 Coil Perf 10 Vert 1¢ double (NI)	1916 Coil Perf 10 Vert 2¢	1916 Coil Perf 10 Vert 3¢	1916 Coil Perf 10 Vert 4¢	1916 Coil Perf 10 Vert 5¢
1916 Coil Perf 10 Vert 10¢						

Saint Louis - Type 116

1916 Coil Perf 10 Horiz 1¢ double up
--

Missouri

Saint Louis - Type 116

1916 Coil Perf 10 Vert 1¢	1916 Coil Perf 10 Vert 1¢ double (NI)	1916 Coil Perf 10 Vert 2¢	1916 Coil Perf 10 Vert 2¢ double (NI)	1916 Coil Perf 10 Vert 3¢	1916 Coil Perf 10 Vert 4¢	1916 Coil Perf 10 Vert 5¢
1916 Coil Perf 10 Vert 10¢						

Saint Louis - Type 162

1910 Coil Perf 8.5 Vert 1¢ inverted						
1916 Coil Perf 10 Horiz 1¢			1916 Coil Perf 10 Horiz 1¢ inverted			
1916 Coil Perf 10 Vert 1¢ up	1916 Coil Perf 10 Vert 1¢ down	1916 Coil Perf 10 Vert 1¢ double up	1916 Coil Perf 10 Vert 1¢ double (UD)	1916 Coil Perf 10 Vert 3¢ up	1916 Coil Perf 10 Vert 3¢ down	1916 Coil Perf 10 Vert 3¢ double (UD)

Missouri

Saint Louis - Type 162

1916 Coil Perf 10 Vert 4¢ up	1916 Coil Perf 10 Vert 5¢ up	1916 Coil Perf 10 Vert 5¢ double up	1916 Coil Perf 10 Vert 10¢ up	1916 Coil Perf 10 Vert 10¢ down	1916 Coil Perf 10 Vert 10¢ double (UD)
------------------------------------	------------------------------------	---	-------------------------------------	---------------------------------------	--

Saint Louis - Type L-1 E

1908 1¢	1908 1¢ inverted	1908 1¢ double	1908 1¢ colon after LOUIS	1908 2¢	1908 2¢ colon after LOUIS	1908 3¢
1908 4¢	1908 5¢	1908 5¢ double	1908 8¢	1908 8¢ double	1908 10¢	1908 13¢
1908 Imperf 1¢						
1912 1¢ down						
1912 2¢ down						

Missouri

Saint Louis - Type L-2 TS

1913 Panama Pacific 1¢	1913 Panama Pacific 1¢ double	1913 Panama Pacific 2¢
1915 Panama Pacific 1¢	1915 Panama Pacific 1¢ Colon after "ST"	

Saint Louis - Type L-3 E

1908 1¢	1908 1¢ inverted	1908 1¢ double	1908 1¢ triple	1908 1¢ double invert	1908 1¢ up	1908 1¢ down
1908 2¢	1908 2¢ inverted	1908 2¢ double	1908 3¢	1908 3¢ inverted	1908 3¢ double	1908 4¢
1908 4¢ inverted	1908 4¢ double	1908 5¢	1908 5¢ inverted	1908 5¢ double	1908 6¢	1908 6¢ inverted

Missouri

Saint Louis - Type L-3 E

	1908 8¢	1908 10¢	1908 10¢ inverted	1908 15¢	1908 15¢ inverted	
1908 Imperf 1¢	1908 Imperf 1¢ Schermack	1908 Imperf 1¢ inverted	1908 Imperf 1¢ Mail-O-Meter 1	1908 Imperf 1¢ Mail-O-Meter 1 inverted	1908 Imperf 1¢ Mail-O-Meter 1 double	1908 Imperf 1¢ Mail-O-Meter 4
1908 Imperf 1¢ Mail-O-Meter 4 inverted	1908 Imperf 1¢ Mail-O-Meter 4 double	1908 Imperf 2¢	1908 Imperf 2¢ Mail-O-Meter 1	1908 Imperf 2¢ Mail-O-Meter 4	1908 Imperf 2¢ Schermack	1908 Imperf 2¢ Schermack invert
		1908 Imperf 4¢	1908 Imperf 5¢	1908 Imperf 5¢ sewing machine perfs		
			1908-15 Imperf 3¢			
1912 1¢	1912 1¢ inverted	1912 1¢ double	1912 1¢ triple	1912 1¢ double invert	1912 2¢	1912 2¢ inverted

Missouri

Saint Louis - Type L-3 E

1912 2¢ double	1912 2¢ double invert	1912 7¢	1912 7¢ double	1912 8¢	1912 8¢ inverted	1912 8¢ double invert
1912 9¢	1912 10¢	1912 10¢ inverted	1912 10¢ double	1912 12¢	1912 15¢	1912 15¢ double
		1912 20¢	1912 20¢ double	1912 30¢		
1912-17 Imperf 1¢	1912-17 Imperf 1¢ inverted	1912-17 Imperf 1¢ double	1912-17 Imperf 1¢ Mail-O-Meter 4	1912-17 Imperf 1¢ Mail-O-Meter 4 inverted	1912-17 Imperf 1¢ Mail-O-Meter 4 double	1912-17 Imperf 1¢ Mail-O-Meter 4 triple
		1912-17 Imperf 2¢	1912-17 Imperf 2¢ Mail-O-Meter 4			
			1913 Parcel Post 25¢			

Missouri

Saint Louis - Type L-4 E

1908 3¢	1908 3¢ inverted	1908 3¢ double	1908 4¢	1908 4¢ inverted	1908 4¢ double	1908 5¢
	1908 5¢ inverted	1908 6¢	1908 6¢ inverted	1908 6¢ double	1908 \$1	
		1908 Imperf 4¢	1908 Imperf 5¢			
1912 1¢	1912 1¢ inverted	1912 1¢ double	1912 1¢ double invert	1912 2¢	1912 2¢ inverted	1912 2¢ double
1912 7¢	1912 7¢ inverted	1912 7¢ double	1912 7¢ double invert	1912 8¢	1912 8¢ inverted	1912 9¢
1912 9¢ inverted	1912 10¢	1912 10¢ inverted	1912 10¢ double	1912 12¢	1912 12¢ inverted	1912 15¢

Missouri

Saint Louis - Type L-4 E

1912 15¢ inverted	1912 15¢ double	1912 20¢	1912 20¢ inverted	1912 20¢ double	1912 30¢	1912 30¢ inverted
		1912 50¢	1912 50¢ inverted			
		1912-17 Imperf 1¢	1912-17 Imperf 1¢ Mail-O-Meter 4	1912-17 Imperf 1¢ Mail-O-Meter 4 double		
1914 1¢	1914 1¢ inverted	1914 1¢ double	1914 1¢ double invert	1914 1¢ double (NdiagU)	1914 2¢	1914 2¢ inverted
1914 2¢ double	1914 3¢	1914 3¢ inverted	1914 3¢ double	1914 3¢ double invert	1914 4¢	1914 4¢ inverted
1914 4¢ double	1914 5¢	1914 5¢ inverted	1914 5¢ double	1914 6¢	1914 6¢ inverted	1914 7¢

Missouri

Saint Louis - Type L-4 E

1914 7¢ inverted	1914 8¢	1914 8¢ inverted	1914 8¢ double	1914 9¢	1914 9¢ inverted	1914 10¢
1914 10¢ inverted	1914 10¢ double	1914 11¢	1914 11¢ inverted	1914 12¢	1914 12¢ inverted	1914 15¢
1914 15¢ inverted	1914 15¢ double	1914 15¢ double invert	1914 20¢	1914 20¢ inverted	1914 30¢	1914 30¢ inverted
1914 50¢						
1917 1¢	1917 1¢ inverted	1917 1¢ double	1917 1¢ double invert	1917 1¢ double (NdiagU)	1917 2¢	1917 2¢ inverted
1917 2¢ double	1917 3¢	1917 3¢ inverted	1917 3¢ double	1917 4¢	1917 4¢ inverted	1917 4¢ double

Missouri

Saint Louis - Type L-4 E

1917 5¢	1917 5¢ inverted	1917 5¢ double	1917 6¢	1917 6¢ inverted	1917 6¢ double	1917 7¢
1917 7¢ inverted	1917 7¢ double	1917 8¢	1917 8¢ inverted	1917 8¢ double	1917 9¢	1917 9¢ inverted
1917 9¢ double	1917 10¢	1917 10¢ inverted	1917 10¢ double	1917 11¢	1917 11¢ inverted	1917 12¢
1917 12¢ inverted	1917 13¢	1917 15¢	1917 15¢ inverted	1917 15¢ double	1917 20¢	1917 20¢ inverted
1917 20¢ double	1917 30¢	1917 30¢ inverted	1917 30¢ double	1917 50¢	1917 50¢ inverted	1917 \$1
1918 Offset 1¢	1918 Offset 1¢ inverted	1918 Offset 1¢ double	1918 Offset 1¢ double (NdiagU)	1918 Offset 2¢	1918 Offset 2¢ inverted	1918 Offset 3¢

Missouri

Saint Louis - Type L-4 E

1918 Offset 3¢ inverted	1918 Offset 3¢ double
1920 pf 10x11 Rotary 1¢	1920 pf 10x11 Rotary 1¢ inverted
1921 pf 10x10 Rotary 1¢	1921 pf 10x10 Rotary 1¢ inverted
1921 pf 11x11 Rotary 1¢ Scott 545	

Saint Louis - Type L-5 E

1911 Postage Due 50¢

Missouri

Saint Louis - Type L-5 E

1912-17 Imperf 1¢	1912-17 Imperf 2¢
1914 12¢	
1914 Postage Due 30¢	

1917 1¢	1917 1¢ inverted	1917 1¢ double	1917 2¢	1917 2¢ inverted	1917 2¢ double	1917 3¢
1917 3¢ inverted	1917 4¢	1917 4¢ inverted	1917 4¢ double	1917 5¢	1917 5¢ inverted	1917 5¢ double
1917 6¢	1917 6¢ inverted	1917 6¢ double	1917 7¢	1917 7¢ inverted	1917 7¢ double	1917 8¢

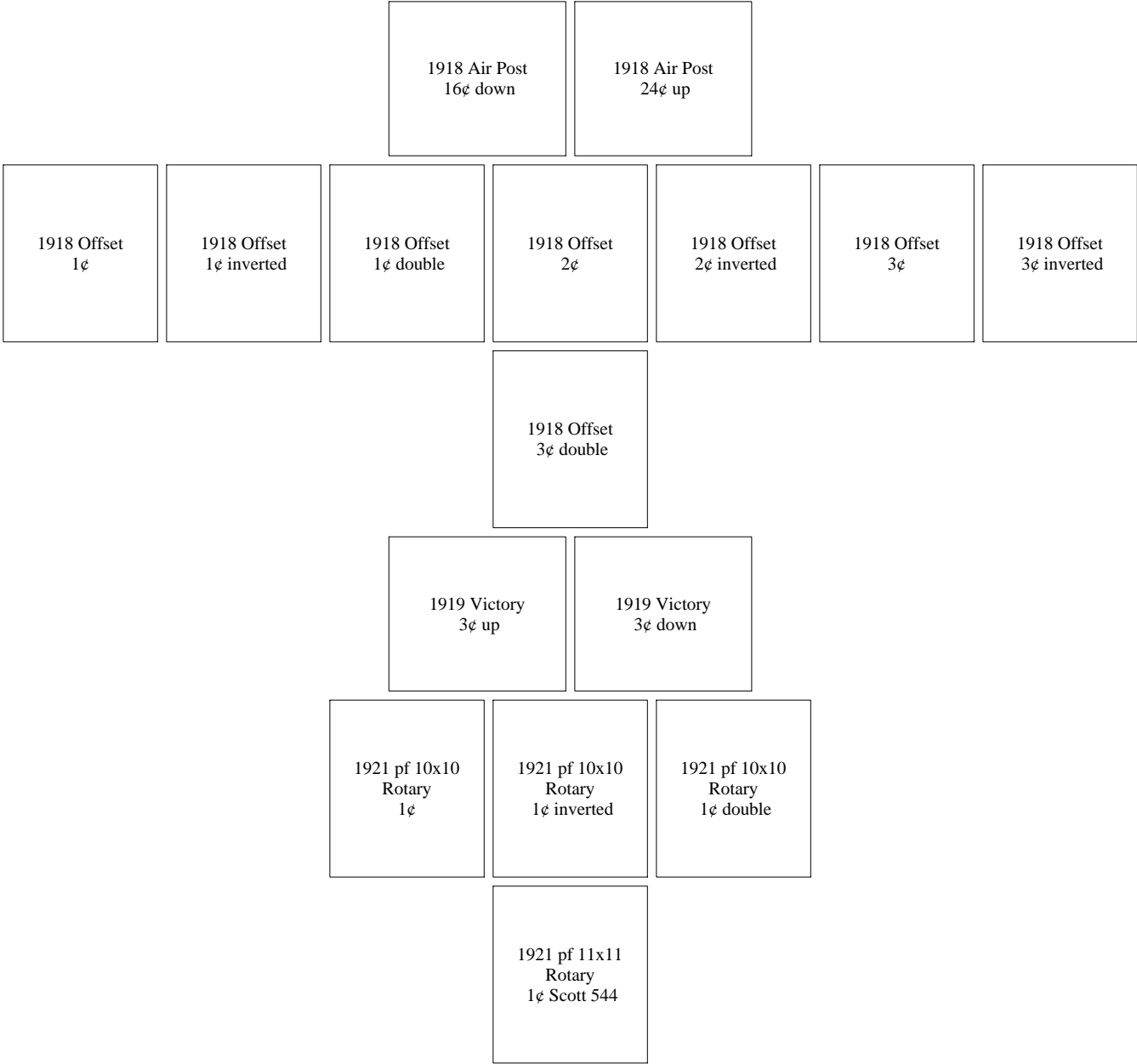
Missouri

Saint Louis - Type L-5 E

1917 8¢ inverted	1917 8¢ double	1917 9¢	1917 9¢ inverted	1917 9¢ double	1917 10¢	1917 10¢ inverted
1917 10¢ double	1917 11¢	1917 11¢ inverted	1917 11¢ double	1917 12¢	1917 12¢ inverted	1917 13¢
1917 13¢ double	1917 15¢	1917 15¢ inverted	1917 20¢	1917 20¢ inverted	1917 30¢	1917 30¢ inverted
		1917 50¢	1917 50¢ inverted	1917 \$1	1917 \$1 inverted	
1917 Postage Due 1¢	1917 Postage Due 1¢ inverted	1917 Postage Due 2¢	1917 Postage Due 2¢ inverted	1917 Postage Due 3¢	1917 Postage Due 5¢	1917 Postage Due 5¢ inverted
		1917 Postage Due 10¢	1917 Postage Due 10¢ inverted	1917 Postage Due 50¢	1917 Postage Due 50¢ inverted	

Missouri

Saint Louis - Type L-5 E



Missouri

Saint Louis - Type L-6 E

1917 1¢	1917 1¢ inverted	1917 2¢	1917 2¢ inverted	1917 4¢	1917 4¢ inverted	1917 4¢ double
1917 5¢	1917 5¢ inverted	1917 6¢	1917 6¢ double	1917 7¢	1917 8¢	1917 8¢ double
1917 9¢	1917 11¢	1917 11¢ inverted	1917 11¢ double invert	1917 12¢	1917 13¢	1917 13¢ double
1917 15¢	1917 15¢ inverted	1917 20¢	1917 20¢ inverted	1917 20¢ double	1917 30¢	1917 30¢ double
		1917 50¢	1917 \$1			
1917 Postage Due ½¢	1917 Postage Due ½¢ inverted	1917 Postage Due 1¢	1917 Postage Due 1¢ inverted	1917 Postage Due 1¢ double	1917 Postage Due 2¢	1917 Postage Due 2¢ inverted

Missouri

Saint Louis - Type L-6 E

1917 Postage Due 2¢ double	1917 Postage Due 3¢	1917 Postage Due 3¢ inverted	1917 Postage Due 3¢ double	1917 Postage Due 5¢	1917 Postage Due 5¢ inverted	1917 Postage Due 5¢ double
1917 Postage Due 10¢	1917 Postage Due 10¢ inverted	1917 Postage Due 10¢ double	1917 Postage Due 30¢	1917 Postage Due 30¢ inverted	1917 Postage Due 30¢ double	1917 Postage Due <small>10¢ double</small>
		1917 Postage Due 50¢		1917 Postage Due 50¢ inverted		
		1918 Offset 3¢	1918 Offset 3¢ inverted	1918 Offset 3¢ double		
		1921 pf 10x10 Rotary 1¢	1921 pf 10x10 Rotary 1¢ inverted	1921 pf 10x10 Rotary 1¢ double		

Missouri

Saint Louis - Type L-9 E

1913 Panama Pacific 1¢	1913 Panama Pacific 1¢ double	1913 Panama Pacific 1¢ double (N w. L-2)	1913 Panama Pacific 2¢	1913 Panama Pacific 2¢ double
1915 Panama Pacific 1¢				

Saint Louis - Type L-10 E

1913 Parcel Post 1¢	1913 Parcel Post 1¢ inverted	1913 Parcel Post 1¢ double	1913 Parcel Post 1¢ triple
1913 Parcel Post 1¢ double invert	1913 Parcel Post 1¢ triple inverted	1913 Parcel Post 2¢	1913 Parcel Post 2¢ inverted
1913 Parcel Post 2¢ double	1913 Parcel Post 2¢ triple	1913 Parcel Post 2¢ double invert	1913 Parcel Post 3¢

Missouri

Saint Louis - Type L-10 E

1913 Parcel Post
3¢ inverted

1913 Parcel Post
3¢ double

1913 Parcel Post
3¢ triple

1913 Parcel Post
3¢ double invert

1913 Parcel Post
4¢

1913 Parcel Post
4¢ inverted

1913 Parcel Post
4¢ double

1913 Parcel Post
4¢ triple

1913 Parcel Post
5¢

1913 Parcel Post
5¢ inverted

1913 Parcel Post
5¢ double

1913 Parcel Post
5¢ triple

1913 Parcel Post
5¢ double invert

1913 Parcel Post
10¢

1913 Parcel Post
10¢ inverted

1913 Parcel Post
10¢ double

1913 Parcel Post
10¢ triple

1913 Parcel Post
15¢

1913 Parcel Post
15¢ inverted

1913 Parcel Post
15¢ double

1913 Parcel Post
15¢ triple

1913 Parcel Post
20¢

1913 Parcel Post
20¢ inverted

1913 Parcel Post
20¢ double

Missouri

Saint Louis - Type L-10 E

1913 Parcel Post 20¢ triple	1913 Parcel Post 20¢ double invert	1913 Parcel Post 25¢	1913 Parcel Post 25¢ double
1913 Parcel Post 25¢ triple	1913 Parcel Post 50¢	1913 Parcel Post 50¢ double (NI)	1913 Parcel Post 75¢
1915 Panama Pacific 1¢			

Saint Louis - Type L-11 CM

1916 Coil Perf 10 Vert 1¢	1916 Coil Perf 10 Vert 2¢	1916 Coil Perf 10 Vert 3¢	1916 Coil Perf 10 Vert 4¢	1916 Coil Perf 10 Vert 10¢
---------------------------------	---------------------------------	---------------------------------	---------------------------------	----------------------------------

Missouri

Sedalia - Type 455

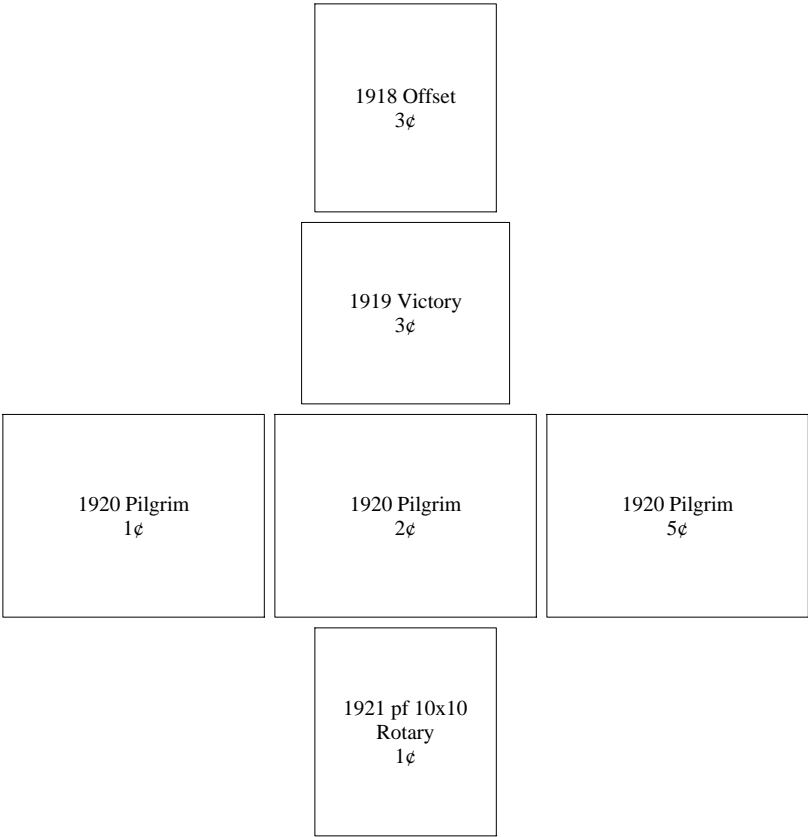
1917 Postage Due ½¢	1917 Postage Due 2¢
---------------------------	---------------------------

Sedalia - Type 456


1917 1¢	1917 2¢	1917 3¢	1917 4¢	1917 5¢	1917 6¢	1917 7¢
1917 8¢	1917 9¢	1917 10¢	1917 11¢	1917 12¢	1917 13¢	1917 15¢
		1917 20¢	1917 30¢	1917 50¢		
		1917 Postage Due 1¢	1917 Postage Due 2¢			

Missouri

Sedalia - Type 456



Sedalia - Type 716



Missouri

Sedalia - Type L-1 TS

1908 3¢		1908 3¢ inverted		1908 3¢ double		1908 4¢		1908 5¢		1908 6¢					
1912 1¢		1912 1¢ inverted		1912 1¢ double		1912 2¢		1912 2¢ inverted		1912 7¢		1912 8¢			
1912 8¢ inverted		1912 9¢		1912 10¢		1912 12¢		1912 12¢ inverted		1912 15¢		1912 15¢ inverted			
				1912 15¢ double		1912 20¢ inverted									
1913 Parcel Post 15¢				1913 Parcel Post 15¢ inverted				1913 Parcel Post 20¢				1913 Parcel Post 20¢ inverted			
				1913 Parcel Post 25¢				1913 Parcel Post 25¢ inverted							

Missouri

Sedalia - Type L-1 TS

1914 1¢	1914 1¢ inverted	1914 2¢	1914 2¢ inverted	1914 3¢	1914 3¢ inverted	1914 4¢
1914 4¢ inverted	1914 5¢	1914 5¢ inverted	1914 6¢	1914 6¢ inverted	1914 7¢	1914 7¢ inverted
1914 8¢	1914 8¢ inverted	1914 9¢	1914 9¢ inverted	1914 10¢	1914 10¢ inverted	1914 11¢
	1914 11¢ inverted	1914 15¢	1914 20¢	1914 20¢ inverted		
1917 1¢	1917 1¢ inverted	1917 1¢ double	1917 1¢ double invert	1917 1¢ down	1917 2¢	1917 2¢ inverted
1917 3¢	1917 3¢ inverted	1917 4¢	1917 4¢ inverted	1917 5¢	1917 5¢ inverted	1917 6¢

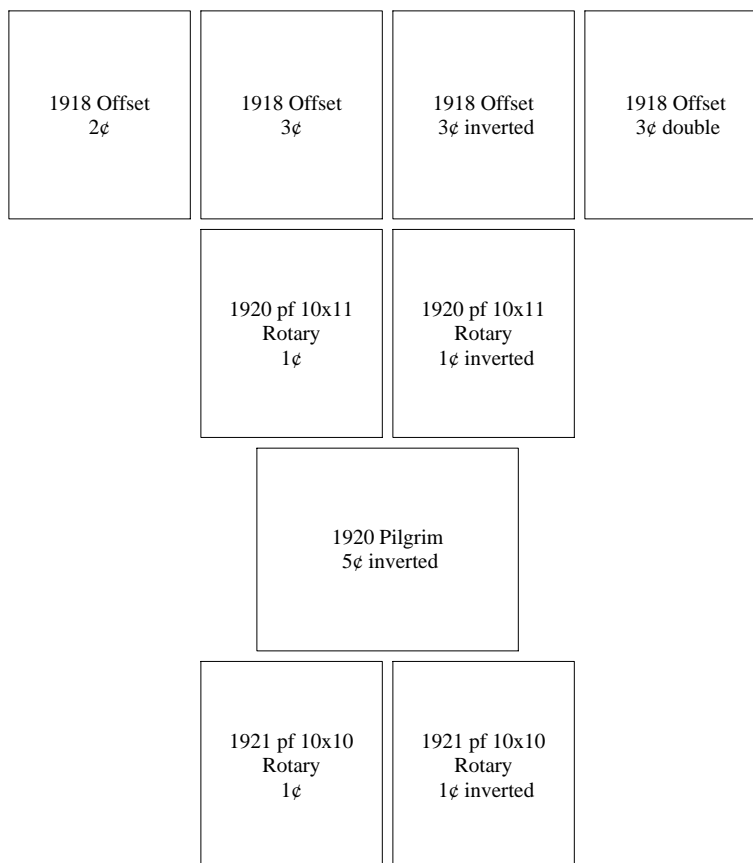
Missouri

Sedalia - Type L-1 TS

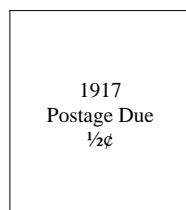
1917 6¢ inverted	1917 7¢	1917 7¢ inverted	1917 8¢	1917 8¢ inverted	1917 9¢	1917 9¢ inverted
1917 10¢	1917 10¢ inverted	1917 11¢	1917 11¢ inverted	1917 11¢ double	1917 12¢	1917 12¢ inverted
1917 13¢	1917 13¢ inverted	1917 15¢	1917 15¢ inverted	1917 20¢	1917 20¢ inverted	1917 30¢
			1917 50¢	1917 50¢ inverted		
1917 Postage Due ½¢	1917 Postage Due ½¢ inverted	1917 Postage Due 1¢	1917 Postage Due 1¢ inverted	1917 Postage Due 2¢	1917 Postage Due 2¢ inverted	1917 Postage Due 3¢
	1917 Postage Due 5¢	1917 Postage Due 5¢ inverted	1917 Postage Due 30¢	1917 Postage Due 50¢	1917 Postage Due 50¢ inverted	

Missouri

Sedalia - Type L-1 TS




Seneca - Type 701




Missouri

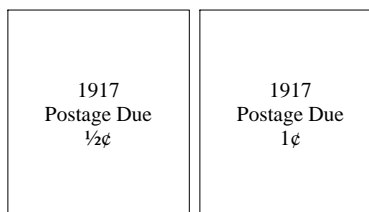
Shelbina - Type 712



Shelbyville - Type 704




Smithton - Type 703




Missouri


Smithville - Type 704



South Saint Joseph - Type 714

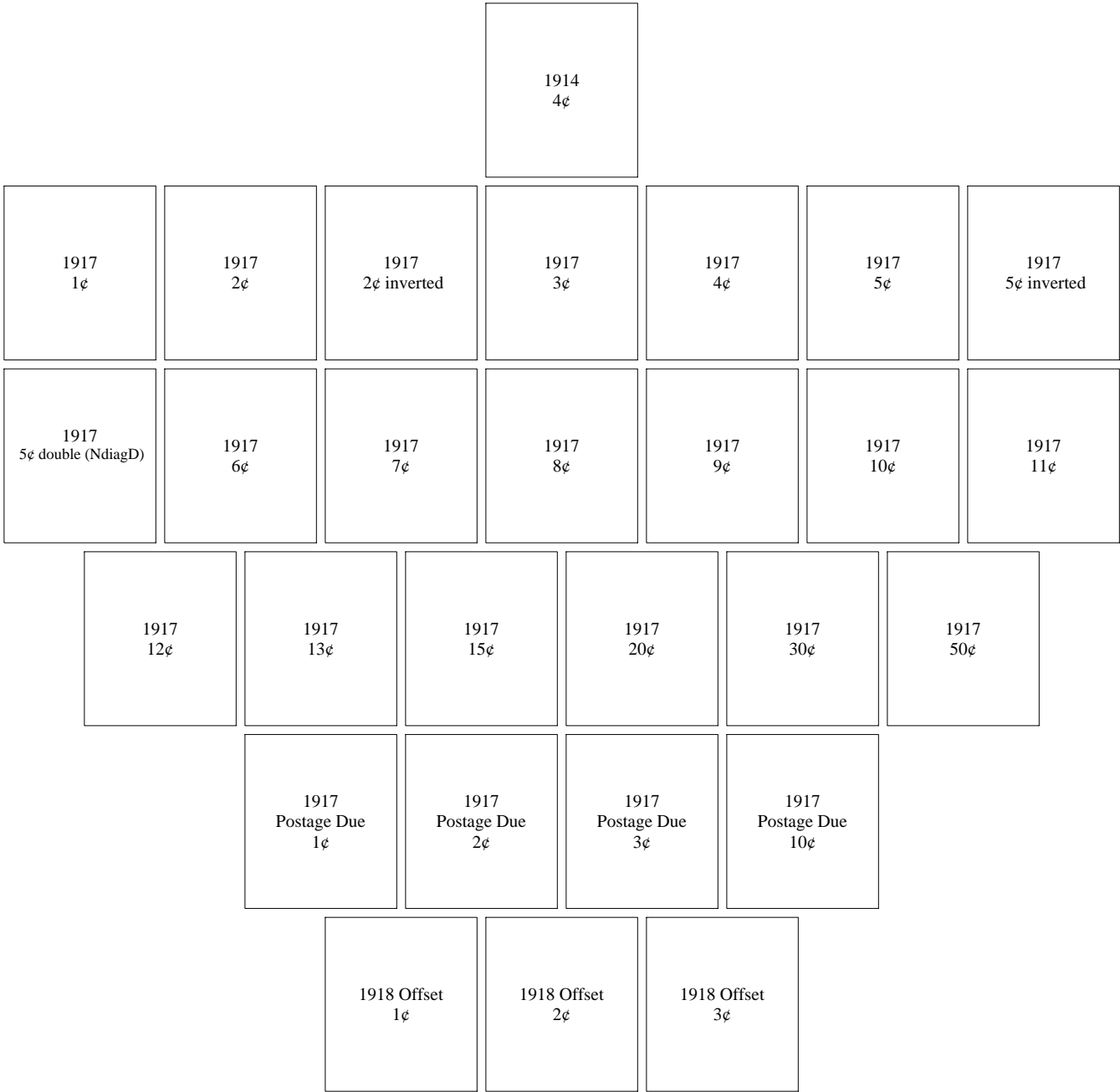


Spickard - Type 721



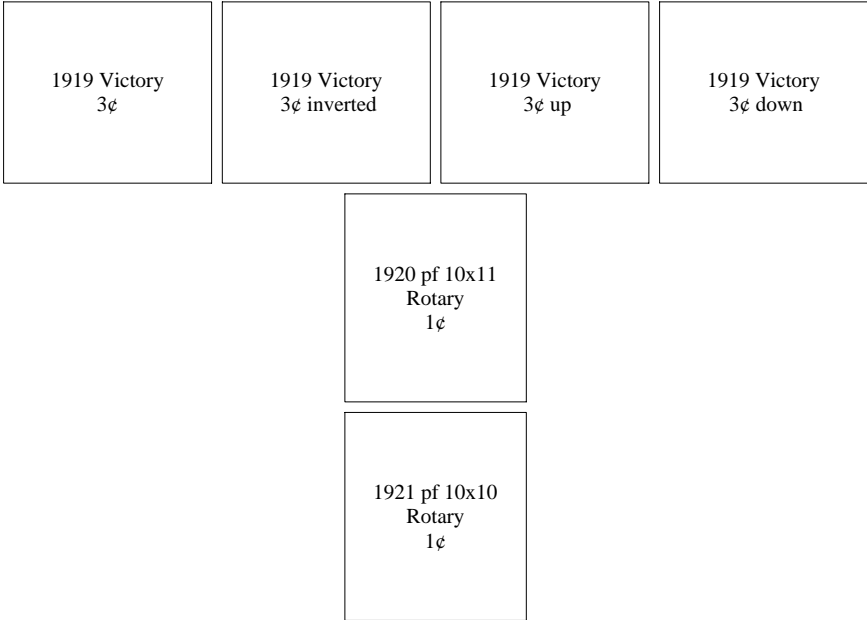
Missouri

Springfield - Type 205




Missouri

Springfield - Type 205



Springfield - Type 225



Missouri

Springfield - Type 225

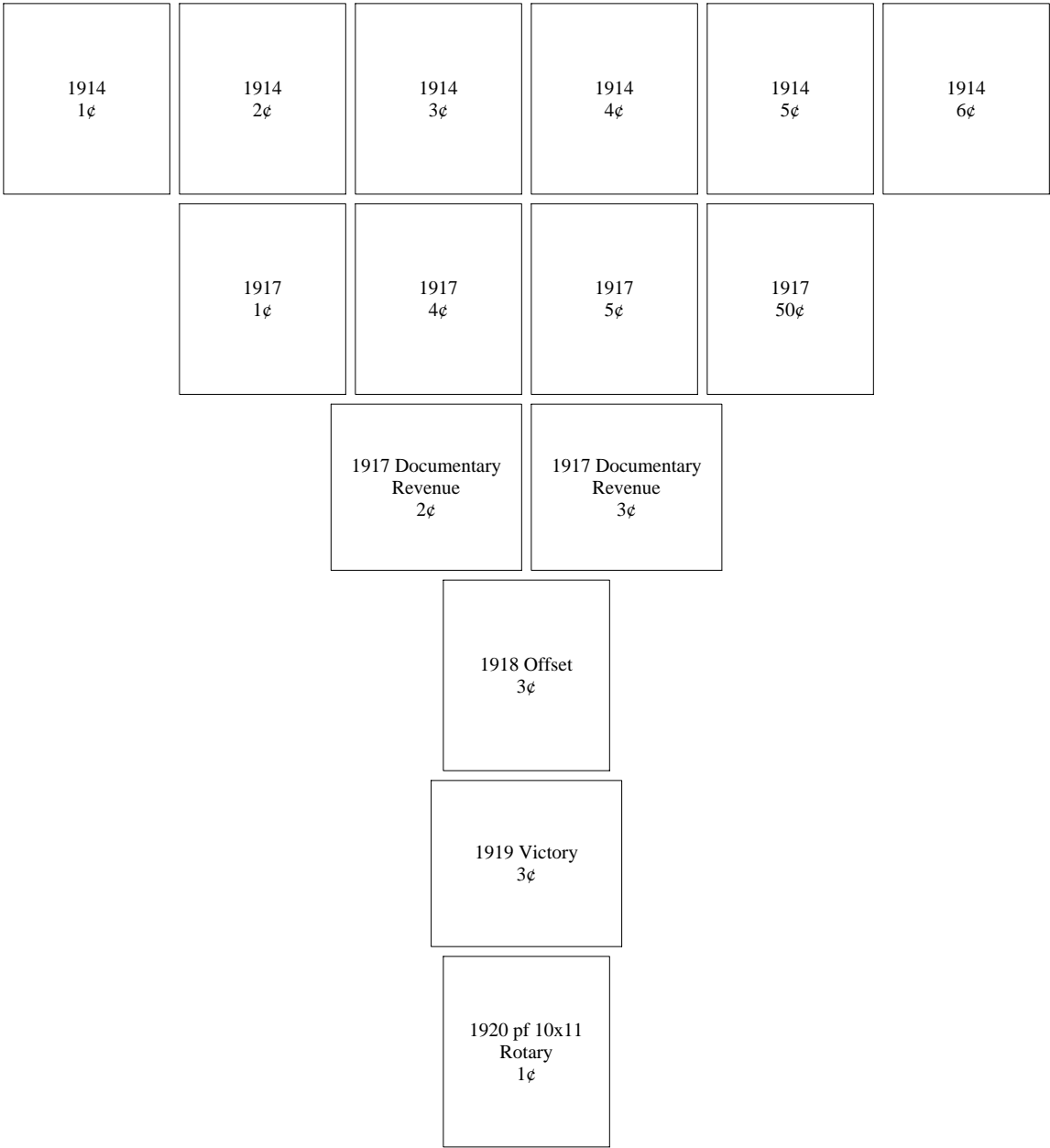
1917 Postage Due ½¢	1917 Postage Due 1¢	1917 Postage Due 2¢
	1918 Offset 3¢	
	1920 pf 10x11 Rotary 1¢	
	1921 pf 10x10 Rotary 1¢	

Springfield - Type 239

1917 Postage Due ½¢	1917 Postage Due 1¢	1917 Postage Due 2¢
---------------------------	---------------------------	---------------------------


Missouri

Springfield - Type 505




Missouri


Stella - Type 701



Stover - Type 701

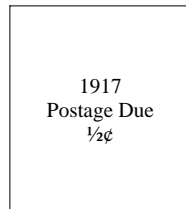


Tarkio - Type 701

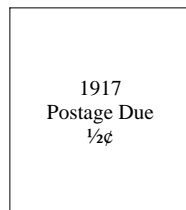


Missouri

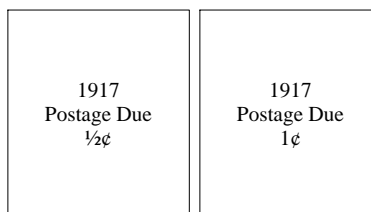
Tipton - Type 701



Trenton - Type 703




Troy - Type 701




Missouri


Union Star - Type 704



Unionville - Type 704




Versailles - Type 704




Missouri

Warrensburg - Type 578




Warrensburg - Type 704




Missouri


Weatherby - Type 721



Wentworth - Type 713




Weston - Type 701

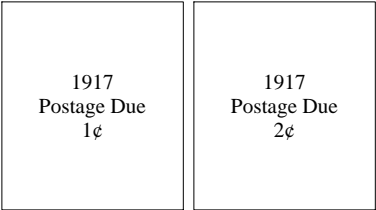


Missouri


Westplains - Type 513



Willow Springs - Type 536



Windsor - Type 526



Missouri

Windsor - Type 526

1917 8¢	1917 9¢	1917 10¢	1917 11¢	1917 12¢	1917 15¢	1917 20¢
		1917 30¢	1917 50¢			
			1921 pf 10x10 Rotary 1¢			